

K-16015/14/2017-AMRUT-II/AMRUT-IB
Government of India
Ministry of Housing & Urban Affairs
AMRUT-I Division

Nirman Bhawan, New Delhi,
the 22nd February, 2019.

To,

The Pay & Accounts Officer (Sectt.),
Ministry of Housing & Urban Affairs,
Nirman Bhawan,
New Delhi.

Sub: Release of part-payment of Rs. 325,71,00,000/- to the Govt. of Maharashtra as the remaining part-payment against the second instalment of Central Assistance (CA) towards SAAPs - I & II for the entire Mission period (2015-20) under Atal Mission for Rejuvenation and Urban Transformation (AMRUT) - Reg.

Sir,

I am directed to convey the sanction of the competent authority for the release of an amount of Rs. 325,71,00,000/- (Rupees Three Hundred Twenty-Five Crore and Seventy-One Lakh only) to the Government of Maharashtra, towards the remaining part-payment of 2nd instalment of the Central Assistance (CA), which is 40% of the eligible Central Assistance under SAAP-I and SAAP-II, for the entire Mission period under Atal Mission for Rejuvenation and Urban Transformation (AMRUT) as project funds for implementation of projects related to Water Supply, Sewerage & Septage Management and Parks/Green spaces approved/taken up for the entire Mission in SAAPs-I & II only.

2. The approved SAAP size of Maharashtra is Rs. 7,759.32 crore and the maximum commitment of Government of India to Maharashtra is Rs. 3,534.08 crore for the entire Mission period, i.e., 2015-2020 for all three SAAPs. The 1st instalment of 20% of committed CA against all the three SAAPs totalling Rs. 706.81 crore was released on the basis of estimated project cost.

3. As per Para 9.4 of the Mission guidelines, any excess or shortfall in the 1st instalment of 20% CA released on the basis of estimated cost shall be adjusted while releasing the 2nd instalment of CA which will be based on approved cost. **The approved cost is the appraised cost or tendered cost of the project (whichever is less) and has to be taken into account by the State High Power Steering Committee (SHpsc).**

4. As per the details of cost of projects provided by the State Government vide letter No. AMRUT-2018/C.R.11/UD-33 dated 22.01.2019 (copy enclosed), the **"approved cost"** of projects under AMRUT for which tenders have been awarded by the Govt. of Maharashtra, an amount of Rs. 500.00 crore has been already released to the State vide sanction order dated 18.02.2019 against the State's eligibility of Rs. 825.71 crore. Therefore, the remaining part-payment of Rs. 325.71 crore being released at present may be read as given below:

(Rupees in crore)

SAAP	Estimated cost of projects as per approved SAAPs for the entire Mission period	Committed CA as per approved SAAPs for the entire Mission period	1 st instalment (20% of CA) already released to State Govt. against (a)	Approved cost of tendered project as per Mission guidelines & submission of State Govt.	Revised eligible CA against (c) as per approved cost of tendered projects	Eligible 2 nd Instalment (40% of CA) calculated against (d) for tendered projects only	Part payment already released to the State against (e) vide sanction order dated 18.02.2019	Remaining part-payment being released to the State at present
		(a)	(b)	(c)	(d)	(e)	(f)	(g) = (e) - (f)
SAAP I	1989.41	914.92	182.98	2030.81	901.47	360.59	500.00	325.71
SAAP II	2489.91	1176.00	235.20	2480.91	1162.81	465.12		
Total	4479.32	2090.92	418.18	4511.72	2064.28	825.71		

5. State Govt. has also submitted that no interest has been earned by them on the Central Assistance funds released for AMRUT. Accordingly, no adjustments are being made against it.

6. Further, at present, the previous part-payment of Rs. 500.00 crore and the instant part-payment of Rs. 325.71 crore against the eligibility of Rs. 825.71 crore is being released only for those projects for SAAPs I & II for which contracts have been awarded by the State Government (refer para 4 above). For projects against which contracts are yet to be awarded by the State Government, the second instalment of eligible CA will be released as given below:

- i. All such projects in SAAP I & SAAP II for which contracts are yet to be awarded by the State Government will be grouped together. Second instalment of CA against these projects will be released **only when contracts for all these projects** have been awarded. The excess funds released to the State, if any, against part second instalment already released (by then), will be adjusted while releasing that part of the second instalment of CA against the projects of this group (as calculation of **approved cost** for the entire Mission period as per Mission guidelines will be feasible then).
- ii. **CA will not be released project-by-project in any case** for this group of projects, but in a single consolidated assemblage and State shall submit their claim against such projects (of this group) in a consolidated manner only. No project-by-project claims will be entertained by the Ministry.
- iii. The third instalment of CA will be released **only on the basis of approved cost** and for the projects for which contracts have already been awarded by the State by then.

7. Diversion of Central Grants for purposes other than the Mission projects is not allowed and shall entail levy of penal interest on the amount and any other action by the Apex Committee and may include adverse effect on release of grants.

8. As per the provisions of the Mission guidelines and to avoid any delay in timely implementation and completion of the projects, State Government is required to ensure release of the Central Assistance funds along with State share to the nodal account of the State Mission Director within one month of release of Central share by the Ministry.

9. This release will be governed in terms of provisions of GFR. The amount of Central Assistance should be kept in separate account and be open to inspection/Audit as per provisions.

10. State Government may take necessary action in respect of observations/comments made by Apex Committee and recorded in the minutes of 4th, 11th, 17th and 19th meetings of Apex Committee.

11. The sanction has been entered at Sl. No. 22 of the appropriate head of the sanction register maintained in AMRUT-1B section for the Financial Year 2018-19.

12. The expenditure involved is debit to the Budget Head 3601.06.101.24.01.35 under Grant No. 56 - Ministry of Housing & Urban Affairs for the year 2018-19 (Plan).

13. The amount of Rs. 325,71,00,000/- will be credited to the State Government's account to RBI as per procedure laid down by Ministry of Finance, Department Expenditure vide OM No. F-II (45/76/SC) dated 22.02.1977.


14. This issues with the concurrence of Integrated Finance Division vide Electronic File No. E-3130238 dated 29.01.2019 and approval of competent authority.

Yours faithfully


राजेश कुमार/RAJESH KUMAR
(Rajesh Kumar)
Under Secretary to the Govt. of India
आवासन और शहरी कार्य मंत्रालय
Ministry of Housing and Urban Affairs
भारत सरकार/Govt. of India
निर्माण भवन, नई दिल्ली-110011
Nirman Bhawan, New Delhi-110011

Copy to: -

1. Principal Secretary, Urban Development Department, Government of Maharashtra, Mumbai. The amount released should be utilized for the purpose for which it has been sanctioned and **Utilization Certificate may be furnished within six months.**
2. The Accountant General (A&E), Maharashtra, Mumbai.
3. Budget and Account Section, Ministry of Housing & Urban Affairs.
4. The Principal Director of Audit, Economic & Service Ministries, AGCR Building, I.P. Estate, New Delhi-110002.
5. Integrated Finance Division, MoHUA.
6. Guard file of the Section.


(Rajesh Kumar)
Under Secretary to the Govt. of India
Tel: 011-23061407

राजेश कुमार/RAJESH KUMAR
अवर सचिव/Under Secretary
आवासन और शहरी कार्य मंत्रालय
Ministry of Housing and Urban Affairs
भारत सरकार/Govt. of India
निर्माण भवन, नई दिल्ली-110011
Nirman Bhawan, New Delhi-110011

K-16015/14/2017-AMRUT-II/AMRUT-IB
Government of India
Ministry of Housing & Urban Affairs
AMRUT-I Division

Nirman Bhawan, New Delhi,
the 18th February, 2019.

To,
The Pay & Accounts Officer (Sectt.),
Ministry of Housing & Urban Affairs,
Nirman Bhawan,
New Delhi.

Sub: Release of part-payment of Rs. 500,00,00,000/- to the Govt. of Maharashtra against the second instalment of Central Assistance (CA) towards SAAPs - I & II for the entire Mission period (2015-20) under Atal Mission for Rejuvenation and Urban Transformation (AMRUT) - Reg.

Sir,

I am directed to convey the sanction of the competent authority for the release of an amount of Rs. 500,00,00,000/- (Rupees Five Hundred Crore only) to the Government of Maharashtra, towards the part-payment of 2nd instalment of the Central Assistance (CA), which is 40% of the eligible Central Assistance under SAAP-I and SAAP-II, for the entire Mission period under Atal Mission for Rejuvenation and Urban Transformation (AMRUT) as project funds for implementation of projects related to Water Supply, Sewerage & Septage Management and Parks/Green spaces approved/taken up for the entire Mission in SAAPs-I & II only.

2. The approved SAAP size of Maharashtra is Rs. 7,759.32 crore and the maximum commitment of Government of India to Maharashtra is Rs. 3,534.08 crore for the entire Mission period, i.e., 2015-2020 for all three SAAPs. The 1st instalment of 20% of committed CA against all the three SAAPs totalling Rs. 706.81 crore was released on the basis of estimated project cost.

3. As per Para 9.4 of the Mission guidelines, any excess or shortfall in the 1st instalment of 20% CA released on the basis of estimated cost shall be adjusted while releasing the 2nd instalment of CA which will be based on approved cost. **The approved cost is the appraised cost or tendered cost of the project (whichever is less) and has to be taken into account by the State High Power Steering Committee (SHPSC).**

4. As per the details of cost of projects provided by the State Government vide letter No.AMRUT-2018/C.R.11/UD-33 dated 22.01.2019 (copy enclosed), the "**approved cost**" of projects under AMRUT for which tenders have been awarded by the Govt. of Maharashtra, and accordingly the release of Rs. 500.00 crore at present may be read as given below:

(Rupees in crore)

SAAP	Estimated cost of projects as per approved SAAPs for the entire Mission period	Committed CA as per approved SAAPs for the entire Mission period	1 st instalment (20% of CA) already released to State Govt. against (a)	Approved cost of project as per Mission guidelines & submission of State Govt.	Revised eligible CA against (c) as per approved cost of tendered projects	Eligible 2 nd Instalment (40% of CA) calculated against (d) for tendered projects only	Part payment currently being released against (e)
		(a)	(b)	(c)	(d)	(e)	
SAAP I	1989.41	914.92	182.98	2030.81	901.47	360.59	500.00
SAAP II	2489.91	1176.00	235.20	2480.91	1162.81	465.12	
Total	4479.32	2090.92	418.18	4511.72	2064.28	825.71	

[Handwritten Signature]

5. State Govt. has also submitted that no interest has been earned by them on the Central Assistance funds released for AMRUT. Accordingly, no adjustments are being made against it.

6. Further, at present, the instant part-payment of Rs. 500.00 crore against the eligibility of Rs. 825.71 crore is being released only for those projects for SAAPs I & II for which contracts have been awarded by the State Government (refer para 4 above). For projects against which contracts are yet to be awarded by the State Government, the second instalment of eligible CA will be released as given below:

- i. All such projects in SAAP I & SAAP II for which contracts are yet to be awarded by the State Government will be grouped together. Second instalment of CA against these projects will be released **only when contracts for all these projects** have been awarded. The excess funds released to the State, if any, against part second instalment already released (by then), will be adjusted while releasing that part of the second instalment of CA against the projects of this group (as calculation of **approved cost** for the entire Mission period as per Mission guidelines will be feasible then).
- ii. **CA will not be released project-by-project in any case** for this group of projects, but in a single consolidated assemblage and State shall submit their claim against such projects (of this group) in a consolidated manner only. No project-by-project claims will be entertained by the Ministry.
- iii. The third instalment of CA will be released **only on the basis of approved cost** and for the projects for which contracts have already been awarded by the State by then.

7. Diversion of Central Grants for purposes other than the Mission projects is not allowed and shall entail levy of penal interest on the amount and any other action by the Apex Committee and may include adverse effect on release of grants.

8. As per the provision of the Mission's Guidelines, State Government is required to release the Central Assistance funds along with State share to the nodal account of the State Mission Director within one month of release of Central share by the Ministry otherwise interest at the rate specified by the Ministry of Finance shall be levied on the State for delay and appropriate deductions made from future instalments.

9. This release will be governed in terms of provisions of GFR. The amount of Central Assistance should be kept in separate account and be open to inspection/Audit as per provisions.

10. State Government may take necessary action in respect of observations/comments made by Apex Committee and recorded in the minutes of 4th, 11th, 17th and 19th meetings of Apex Committee.

11. The sanction has been entered at Sl. No. 19 of the appropriate head of the sanction register maintained in AMRUT-1B section for the Financial Year 2018-19.

12. The expenditure involved is debit to the Budget Head 3601.06.101.24.01.35 under Grant No. 56 - Ministry of Housing & Urban Affairs for the year 2018-19 (Plan).

13. The amount of Rs. 500,00,00,000/- will be credited to the State Government's account to RBI as per procedure laid down by Ministry of Finance, Department Expenditure vide OM No. F-II (45/76/SC) dated 22.02.1977.



14. This issues with the concurrence of Integrated Finance Division vide Electronic File No. E-3130238 dated 29.01.2019 and approval of competent authority.

Yours faithfully



(Rajesh Kumar)

Under Secretary to the Govt. of India

Copy to: -

1. Principal Secretary, Urban Development Department, Government of Maharashtra, Mumbai. The amount released should be utilized for the purpose for which it has been sanctioned and **Utilization Certificate may be furnished within six months.**
2. The Accountant General (A&E), Maharashtra, Mumbai.
3. Budget and Account Section, Ministry of Housing & Urban Affairs.
4. The Principal Director of Audit, Economic & Service Ministries, AGCR Building, I.P. Estate, New Delhi-110002.
5. Integrated Finance Division, MoHUA.
6. Guard file of the Section.



(Rajesh Kumar)

Under Secretary to the Govt. of India

Tel: 011-23061407

राजेश कुमार/RAJESH KUMAR
Under Secretary
ऑफिस ऑफ़ इन्टीग्रेटेड फ़ाइनेंस डिविज़न
मिनिस्ट्री ऑफ़ हाउसिंग & यूरबन अफ़ेयर्स
एन.ए.ई. एस्टेट, न्यू देली-110002

CALCULATION OF ELIGIBLE CENTRAL ASSISTANCE (CA) FOR MAHARASHTRA ON THE BASIS OF FUNDING PATTERN (PARA 5.1 OF MISSION GUIDELINES) AND APPROVED COST

Note:

- i. As per submission of State Government, approved cost is the tendered or appraised cost of the project (as proposed while approving SAAPs) or approved cost of DPR, whichever is lower.
- ii. Out of the 44 Mission cities selected in Maharashtra, 10 cities viz., Navi Mumbai, Greater Mumbai, Pune, Nagpur, Thane, Nashik, Pimpri-Chinchwad, Kalyan-Dombivli, Vasai-Virar and Aurangabad have population above 10 lakhs as per the 2011 census. The remaining cities have population up to 10 lakhs.
- iii. Applicable CA has been calculated **based on the approved cost details as provided by the State as on 22.01.2019 and only against projects for which contracts have been awarded** by the State Government.

All amounts in Rs. crore

(SAAP 2015-16)										
Sector :- Water Supply										
Sr. No.	City	Title	Project Id	Project Cost	Date of Approval	Tender Awarded Cost	Date of Award of Contract	Approved Cost	Revised CA	Physical Progress %
1	Nagpur	Nagpur Water Supply	MAH-NAG-001	272.02	24/10/2016	272.02	02/08/2018	272.02	90.673	5
2	Pimpri Chinchwad	PIMPRI-CHINCHWAD WATER SUPPLY 15-16	MAH-PIM-001	118.84	23/06/2016	118.84	01/11/2017	118.84	39.613	12
3	Panvel	PANVEL WATER SUPPLY 15-16	MAH-PAN-001	50.66	30/03/2016	50.66	14/10/2016	50.66	25.330	40
4	Wardha	Wardha Water Supply	MAH-WAR-001	35.47	30/03/2016	35.47	14/10/2016	35.47	17.735	50.41
5	Solapur	Solapur Water Supply 15-16	MAH-SOL-001	71.64	30/03/2016	71.64	15/10/2016	71.64	35.820	59
6	Satara	Satara Water Supply 15-16	MAH-SAT-001	7.53	30/03/2016	7.53	17/10/2016	7.53	3.765	95
7	Latur	Latur Water Supply 15-16	MAH-LAT-001	46.44	30/03/2016	46.44	17/10/2016	46.44	23.220	62
8	Hinganghat	Hinganghat Water Supply	MAH-HIN-001	61.80	30/03/2016	61.80	08/03/2017	61.80	30.900	49.69
9	Osmanabad	Osmanabad Water Supply	MAH-OSM-001	68.83	23/06/2016	68.83	10/10/2016	68.83	34.415	40
10	Ichalkaranji	Ichalkaranji Water Supply 15-16	MAH-ICH-001	70.30	23/06/2016	70.30	15/09/2016	70.30	35.150	0
11	Yavatmal	YAVATMAL WATER SUPPLY 15-16	MAH-YAV-001	55.62	23/06/2016	55.62	09/03/2017	55.62	27.810	52
12	Badlapur	Kulgaon Badlapur Water Supply 15-16	MAH-BAD-001	18.05	13/10/2016	18.05	18/02/2017	18.05	9.025	68.89
13	Ambarnath	AMBARNATH WATER SUPPLY 15-16	MAH-AMB-001	14.06	23/06/2016	14.06	18/02/2017	14.06	7.030	74.72
14	Amravati(MH)	Amravati Water Supply 15-16	MAH-AMR-001	114.94	23/06/2016	114.94	10/10/2016	114.94	57.470	65
15	Malegaon	Malegaon Water Supply	MAH-MAL-001	79.45	23/06/2016	79.45	08/11/2016	79.45	39.725	62.49
16	Jalgaon	Jalgaon water supply	MAH-JAL-001	253.25	23/06/2016	253.25	15/09/2016	253.25	126.625	46.16
17	Vasai-Virar City	Vasai-Virar Water Supply 15-16	MAH-VAS-001	139.37	23/06/2016	139.37	01/10/2016	139.37	46.457	39
18	Achalpur	Achalpur Phase II Water Supply 15-16	MAH-ACH-001	10.37	23/06/2016	10.37	15/10/2016	10.37	5.185	100
19	Ahmadnagar	AHMADNAGAR WATER SUPPLY 15-16	MAH-AHM-001	140.75	23/06/2016	140.75	19/09/2017	140.75	70.375	22.09
20	Achalpur	Achalpur Phase I Water Supply 15-16	MAH-ACH-002	13.42	30/03/2016	13.42	10/10/2016	13.42	6.710	100
21	Udgir	Udgir Water Supply	MAH-UDG-001	108.00	19/04/2017	108.00	19/09/2017	108.00	54.000	11.56
Total				1750.81		1750.81		1750.81	787.033	
Sector :- Sewerage & Septage Management										
Sr. No.	City	Title	Project Id	Project Cost (In Rs. Cr.)	Date of Approval	Tender Awarded Cost	Date of Award of Contract	Approved Cost	Revised CA	Physical Progress %
1	Ulhasnagar	Ulhasnagar Sewerage 15-16	MAH-ULH-001	85.25	02/12/2016	85.25	23/10/2017	85.25	42.625	31.25
2	Kalyan Dombivali	Kalyan Dombivali Sewerage	MAH-KAL-003	153.38	21/01/2017	153.38	03/08/2017	153.38	51.127	12
Total				238.63		238.63		238.63	93.752	
Sector :- Green Space Development										
Sr. No.	City	Title	Project Id	Project Cost (In Rs. Cr.)	Date of Approval	Tender Awarded Cost	Date of Award of Contract	Approved Cost	Revised CA	Physical Progress %
1	Malegaon	Malegaon Green Space 2015-16	MAH-MAL-002	1.42	23/06/2017	1.42	16/09/2017	1.42	0.710	70
2	Achalpur	Achalpur Greenspace 15-16	MAH-ACH-003	0.99	07/06/2017	0.99	14/08/2017	0.99	0.495	80
3	Yavatmal	Yavatmal Greenspace 15-16	MAH-YAV-004	1.00	07/06/2017	1.00	18/09/2017	1.00	0.500	10
4	Bhusawal	Bhusawal Greenspace 15-16	MAH-BHU-003	0.72	26/05/2017	0.72	18/09/2017	0.72	0.360	30
5	Nandurbar	Nandurbar Greenspace 15-16	MAH-NAN-001	1.12	07/06/2017	1.12	25/07/2017	1.12	0.560	30
6	Jalgaon	Jalgaon Greenspace 15-16	MAH-JAL-004	0.99	20/12/2016	0.99	20/06/2017	0.99	0.495	60
7	Ahmadnagar	Ahmadnagar Greenspace 15-16	MAH-AHM-003	1.35	29/05/2017	1.35	16/09/2017	1.35	0.675	5
8	Pune	Pune Green Space 15-16	MAH-PUN-001	1.00	03/10/2016	1.00	20/06/2017	1.00	0.500	80
9	Panvel	Panvel Green Space 15-16	MAH-PAN-004	1.00	06/07/2017	1.00	18/09/2017	1.00	0.500	80
10	Ichalkaranji	Ichalkaranji Green Space 15-16	MAH-ICH-002	1.00	20/12/2016	1.00	03/07/2017	1.00	0.500	100
11	Latur	Latur Green Space 15-16	MAH-LAT-002	1.00	23/05/2017	1.00	04/09/2017	1.00	0.500	10

12	Chandrapur	Chandrapur Green Space 2015-16	MAH-CHA-002	1.01	23/06/2017	1.01	18/09/2017	1.01	0.505	80
13	Kalyan Dombivali	Kalyan Dombivali Green space 15-16	MAH-KAL-001	1.00	27/06/2016	1.00	15/01/2017	1.00	0.500	100
14	Gondiya	Gondiya Green Space 2015-16	MAH-GON-002	0.72	13/07/2017	0.72	16/09/2017	0.72	0.360	10
15	Ulhasnagar	Ulhasnagar Greenspace 15-16	MAH-ULH-003	1.00	07/06/2017	1.00	15/09/2017	1.00	0.500	60
16	Wardha	Wardha Green Space 2015-16	MAH-WAR-002	1.07	07/07/2017	1.07	16/09/2017	1.07	0.535	60
17	Satara	Satara Green Space 15-16	MAH-SAT-002	1.00	03/10/2016	1.00	22/06/2017	1.00	0.500	100
18	Nagpur	Nagpur Green Space 2015-16	MAH-NAG-003	0.95	20/12/2016	0.95	04/07/2017	0.95	0.475	100
19	Bhiwandi	Bhiwandi Nijampur Greenspace 15-16	MAH-BIH-003	1.07	05/05/2017	1.07	18/09/2017	1.07	0.535	70
20	Ambarnath	Ambarnath Greenspace 15-16	MAH-AMB-004	1.05	24/04/2017	1.05	18/09/2017	1.05	0.525	100
21	Solapur	Solapur Green-Space 15-16	MAH-SOL-002	1.00	16/04/2016	1.00	18/06/2016	1.00	0.500	80
22	Hinganghat	Hinganghat Green space 2015-16	MAH-HIN-003	0.97	15/07/2017	0.97	18/09/2017	0.97	0.485	70
23	Thane	Thane Greenspace 15-16	MAH-THA-003	1.00	03/10/2016	1.00	03/11/2016	1.00	0.500	100
24	Barshi	Barshi Green Space 15-16	MAH-BAR-002	1.00	19/05/2017	1.00	18/07/2017	1.00	0.500	100
25	Navi Mumbai	Navi Mumbai Greenspace 15-16	MAH-NAV-003	1.00	27/04/2017	1.00	15/09/2017	1.00	0.500	100
26	Aurangabad (MH)	Aurangabad Green Space 2015-16	MAH-AUR-001	0.95	27/04/2017	0.95	18/09/2017	0.95	0.475	90
27	Pimpri Chinchwad	Pimpri Chinchwad Green Spaces 15-16	MAH-PIM-003	1.00	20/12/2016	1.00	30/05/2017	1.00	0.500	100
28	Mira Bhayandar	Mira Bhayandar Greenspace 15-16	MAH-MIR-002	1.05	27/04/2017	1.05	15/09/2017	1.05	0.525	50
29	Kolhapur	Kolhapur Green Space 15-16	MAH-KOL-004	1.00	20/12/2016	1.00	18/07/2017	1.00	0.500	100
30	Vasai-Virar City	Vasai-Virar Greenspace 15-16	MAH-VAS-003	0.85	27/04/2017	0.85	11/06/2017	0.85	0.425	100
31	Jalna	Jalna Green Space 2015-16	MAH-JAL-002	0.29	15/07/2017	0.29	18/09/2017	0.29	0.145	0
32	Sangli-Miraj Kupwad	Sangli Miraj Kupwad Green Space 15-16	MAH-SAN-003	1.00	19/05/2017	1.00	15/09/2017	1.00	0.500	100
33	Badlapur	Kulgaon Badlapur Greenspace 15-16	MAH-BAD-004	1.00	27/04/2017	1.00	18/09/2017	1.00	0.500	100
34	Udgir	Udgir Green Space 2015-16	MAH-UDG-002	1.00	07/06/2017	1.00	15/09/2017	1.00	0.500	50
35	Bid	Beed Green Space 2015-16	MAH-BID-002	0.89	24/05/2016	0.89	18/09/2017	0.89	0.445	70
36	Amravati (MH)	Amravati Greenspace 15-16	MAH-AMR-004	0.91	27/04/2017	0.91	16/09/2017	0.91	0.455	100
37	Osmanabad	Osmanabad Green Space 2015-16	MAH-OSM-002	1.00	27/04/2017	1.00	18/09/2017	1.00	0.500	10
38	Nashik	Nashik Green-Space 15-16	MAH-NAS-003	1.00	03/10/2016	1.00	08/03/2017	1.00	0.500	100
39	Akola	Akola Greenspace 15-16	MAH-AKO-004	1.00	07/06/2017	1.00	04/08/2017	1.00	0.500	80
40	Parbhani	Parbhani Green Space 2015-16	MAH-PAR-002	1.00	20/12/2016	1.00	18/03/2017	1.00	0.500	90
41	Nanded Waghala	Nanded Waghala Green Space 2015-16	MAH-NAN-002	1.00	22/05/2017	1.00	18/09/2017	1.00	0.500	50
42	Dhule	Dhule Green Space 15-16	MAH-DHU-001	1.00	19/05/2017	1.00	16/08/2017	1.00	0.500	30
Total				41.37		41.37		41.37	20.685	
Total (SAAP-I)				2030.81		2030.81		2030.81	901.470	

Details of Projects taken up under AMRUT (SAAP II 2016-17)

Sector :- Water Supply										
Sr. No	City	Title	Project Id	Project Cost (In Rs. Cr.)	Date of Approval	Tender Awarded Cost	Date of Award of Contract	Approved Cost	Revised CA	Physical Progress %
1	Shirdi	Shirdi Water Supply 16-17	MAH-SHI-002	36.76	21/01/2017	36.76	08/05/2017	36.76	18.380	86.5
2	Chandrapur	Chandrapur Water Supply	MAH-CHA-001	231.77	24/10/2016	231.77	09/06/2017	231.77	115.885	48.71
3	Akola	Akola Water Supply 16-17	MAH-AKO-001	110.81	24/10/2016	113.49	08/03/2017	110.81	55.405	32
4	Parbhani	Parbhani Water Supply 16-17	MAH-PAR-001	103.38	21/01/2017	103.38	20/09/2017	103.38	51.690	45.25
5	Bhusawal	Bhusawal Water Supply	MAH-BHU-001	90.84	22/05/2017	90.84	20/09/2017	90.84	45.420	29.28
6	Kolhapur	Kolhapur Water Supply 16-17	MAH-KOL-002	114.80	12/07/2017	114.80	19/04/2018	114.80	57.400	1
7	Nanded Waghala	Nanded Waghala WSS 16-17	MAH-NAN-001	24.18	21/01/2017	24.18	11/08/2017	24.18	12.090	46
8	Bid	Beed Water Supply 16-17	MAH-BID-001	114.63	21/01/2017	114.63	19/09/2017	114.63	57.315	34
9	Sangli Miraj Kupwad	Sangli Miraj WSS 16-17	MAH-SAN-001	104.66	02/12/2016	104.66	20/09/2017	104.66	52.330	29
10	Pimpri Chinchwad	PIMPRI-CHINCHWAD WATER SUPPLY 16-17	MAH-PIM-002	125.20	24/10/2016	125.20	30/12/2017	125.20	41.733	10
11	Yavatmal	Yavatmal water supply 16-17	MAH-YAV-002	221.90	02/12/2016	221.90	09/03/2017	221.90	110.950	52
12	Mira Bhayandar	Mira Bhayandar Surya Project	MAH-MIR-005	204.55	14/06/2018	204.55	14/08/2018	204.55	102.275	9
Total				1483.48		1486.16		1483.48	720.873	

Sector :- Sewerage & Septage Management										
Sr. No	City	Title	Project Id	Project Cost (In Rs. Cr.)	Date of Approval	Tender Awarded Cost	Date of Award of Contract	Approved Cost	Revised CA	Physical Progress %
1	Mira Bhayandar	Mira Bhayandar Storm Water Drainage	MAH-MIR-003	94.06	01/07/2017	94.06	23/10/2017	94.06	47.030	7
2	Nashik	Nashik Sewerage 16-17	MAH-NAS-001	28.79	27/10/2016	28.79	08/03/2017	28.79	9.597	74
3	Navi Mumbai	Navi Mumbai Recycle and Reuse of Waste water	MAH-NAV-001	132.87	11/09/2017	132.87	04/12/2018	132.87	44.290	5

4	Thane	Thane Sewerage 16-17	MAH-THA-001	179.01	02/06/2017	179.01	24/10/2017	179.01	59.670	13
5	Hinganghat	Hinganghat Sewerage	MAH-HIN-002	81.06	11/05/2017	81.06	24/10/2017	81.06	40.530	32
6	Kolhapur	Kolhapur Sewerage 16-17	MAH-KOL-001	70.77	21/01/2017	70.77	19/09/2017	70.77	35.385	8
7	Jalgaon	Jalgaon Sewerage	MAH-JAL-002	138.13	02/06/2017	138.13	01/01/2018	138.13	69.065	0
8	Jalna	Jalna Sewerage	MAH-JAL-001	68.59	15/04/2017	68.59	13/04/2018	68.59	34.295	0
9	Akola	Akola Sewerage 16-17	MAH-AKO-002	79.23	23/05/2017	79.23	19/09/2017	79.23	39.615	40
10	Amravati(MH)	Amravati Sewerage 16-17	MAH-AMR-002	81.86	12/05/2017	65.05	01/01/2018	65.05	32.525	6
Total				954.37		957.56		937.56	412.002	
Sector - Green Space Development										
Sr. No	City	Title	Project Id	Project Cost (In Rs. Cr.)	Date of Approval	Tender Awarded Cost	Date of Award of Contract	Approved Cost	Revised CA	Physical Progress %
1	Dhule	Dhule Green Space 16-17	MAH-DHU-002	1.68	19/05/2017	1.68	02/08/2017	1.68	0.840	50
2	Malegaon	Malegaon Green Space 2016-17	MAH-MAL-003	1.50	12/07/2017	1.50	16/09/2017	1.50	0.750	70
3	Achalpur	Achalpur Greenspace 16-17	MAH-ACH-004	1.27	12/06/2017	1.27	16/09/2017	1.27	0.635	80
4	Yavatmal	Yavatmal Greenspace 16-17	MAH-YAV-003	1.55	25/07/2017	1.55	18/09/2017	1.55	0.775	10
5	Bhusawal	Bhusawal Greenspace 16-17	MAH-BHU-002	1.25	26/05/2017	1.25	18/09/2017	1.25	0.625	0
6	Nandurbar	Nandurbar Greenspace 16-17	MAH-NAN-002	1.70	07/06/2017	1.70	25/07/2017	1.70	0.850	30
7	Jalgaon	Jalgaon Greenspace 16-17	MAH-JAL-003	1.50	07/06/2017	1.50	28/08/2017	1.50	0.750	30
8	Ahmadnagar	Ahmadnagar Greenspace 16-17	MAH-AHM-002	1.53	12/07/2017	1.53	16/09/2017	1.53	0.765	2
9	Shirdi	Shirdi Green Space 2016-2017	MAH-SHI-001	1.00	17/07/2017	1.00	31/08/2017	1.00	0.500	80
10	Latur	Latur Green Space 16-17	MAH-LAT-003	1.20	22/05/2017	1.20	30/12/2017	1.20	0.600	60
11	Panvel	Panvel Green Space 16-17	MAH-PAN-005	1.50	04/08/2017	1.50	30/12/2017	1.50	0.750	60
12	Ichalkaranji	Ichalkaranji Green Space 16-17	MAH-ICH-003	1.50	19/05/2017	1.50	18/09/2017	1.50	0.750	60
13	Chandrapur	Chandrapur Green Space 2016-17	MAH-CHA-003	1.46	28/06/2017	1.46	18/09/2017	1.46	0.730	80
14	Kalyan Dombivali	Kalyan Dombivali Greenspace 16-17	MAH-KAL-002	1.50	19/06/2017	1.50	04/09/2017	1.50	0.750	100
15	Pune	Pune Green Space 16-17	MAH-PUN-002	1.50	12/06/2017	1.50	16/09/2017	1.50	0.750	0
16	Gondiya	Gondiya Green Space 16-17	MAH-GON-001	0.42	22/06/2017	0.42	30/12/2017	0.42	0.210	10
17	Ulhasnagar	Ulhasnagar Greenspace 16-17	MAH-ULH-002	1.18	04/08/2017	1.18	30/12/2017	1.18	0.590	30
18	Wardha	Wardha Green Space 2016-17	MAH-WAR-003	1.28	07/07/2017	1.28	16/09/2017	1.28	0.640	60
19	Satara	Satara Green Space 16-17	MAH-SAT-003	1.47	07/06/2017	1.47	16/09/2017	1.47	0.735	100
20	Nagpur	Nagpur Green Space 2016-17	MAH-NAG-004	1.50	10/08/2017	1.50	16/09/2017	1.50	0.750	60
21	Bhiwandi	Bhiwandi Nizampur Green Space 16-17	MAH-BHI-002	1.48	12/06/2017	1.48	19/09/2017	1.48	0.740	10
22	Ambar Nath	AMBAR NATH Greenspace 16-17	MAH-AMB-003	1.50	42920.00	1.50	18/09/2017	1.50	0.750	100
23	Solapur	Solapur Green-Space 16-17	MAH-SOL-003	1.50	04/08/2017	1.50	11/09/2017	1.50	0.750	50
24	Thane	Thane Greenspace 16-17	MAH-THA-002	1.50	07/06/2017	1.50	14/08/2017	1.50	0.750	100
25	Hinganghat	Hinganghat Green space 2016-17	MAH-HIN-004	0.61	04/08/2017	0.61	30/12/2017	0.61	0.305	50
26	Barshi	Barshi Green Space 16-17	MAH-BAR-001	1.50	19/05/2017	1.50	17/07/2017	1.50	0.750	100
27	Navi Mumbai	Navi Mumbai Greenspace 16-17	MAH-NAV-002	1.50	26/05/2017	1.50	30/08/2017	1.50	0.750	100
28	Aurangabad(MH)	Aurangabad Green Space 2016-17	MAH-AUR-002	1.50	22/05/2017	1.50	19/09/2017	1.50	0.750	60
29	Mira Bhayandar	Mira Bhayandar Greenspace 16-17	MAH-MIR-001	1.50	29/05/2017	1.50	30/06/2017	1.50	0.750	70
30	Pimpri Chinchwad	PIMPRI-CHINCHWAD GREEN SPACE 16-17	MAH-PIM-004	1.50	04/07/2017	1.50	15/09/2017	1.50	0.750	50
31	Kolhapur	Kolhapur Green Space 16-17	MAH-KOL-003	1.50	07/06/2017	1.50	18/09/2017	1.50	0.750	100
32	Vasai-Virar City	Vasai-Virar Greenspace 16-17	MAH-VAS-002	1.49	23/06/2017	1.49	04/08/2017	1.49	0.745	100
33	Jalna	Jalna Green Space 2016-17	MAH-JAL-003	1.01	31/08/2017	1.01	30/12/2017	1.01	0.505	80
34	Sangli-Miraj Kupwad	Sangli Green Space 16-17	MAH-SAN-002	1.50	07/06/2017	1.50	14/08/2017	1.50	0.750	100
35	Badlapur	Kulgaon Badlapur Greenspace 16-17	MAH-BAD-003	1.37	23/06/2017	1.37	30/12/2017	1.37	0.685	60
36	Udgir	Udgir Green Space 2016-17	MAH-UDG-003	1.50	04/08/2017	1.50	16/09/2017	1.50	0.750	10
37	Amravati(MH)	Amravati Greenspace 16-17	MAH-AMR-003	1.47	24/05/2017	1.47	18/09/2017	1.47	0.735	50
38	Bid	Beed Green Space 2016-17	MAH-BID-003	0.63	24/07/2017	0.63	16/09/2017	0.63	0.315	30
39	Osmanabad	Osmanabad Green Space 2016-17	MAH-OSM-003	1.50	18/08/2017	1.50	30/12/2017	1.50	0.750	10
40	Nashik	Nashik Green-Space 16-17	MAH-NAS-002	1.52	19/05/2017	1.52	11/09/2017	1.52	0.760	100
41	Akola	Akola Greenspace 16-17	MAH-AKO-003	1.50	02/08/2017	1.50	16/09/2017	1.50	0.750	50
42	Parbhani	Parbhani Green Space 2016-17	MAH-PAR-003	1.80	29/05/2017	1.80	18/09/2017	1.80	0.900	50
43	Nanded Waghala	Nanded Waghala Green Space 16-17	MAH-NAN-003	1.50	17/06/2017	1.50	31/08/2017	1.50	0.750	50
Total				59.87		59.87		59.87	29.935	
Total (SAAP-II)				2497.72		2483.59		2488.91	1162.810	
Grand Total (SAAP I+II)				4528.53		4514.40		4511.72	2064.28	

GOVERNMENT OF MAHARASHTRA

No. AMRUT - 2018 / C.R. 11 /UD-33

Urban Development Department

Mantralaya Mumbai 400 032

Dated 22nd January, 2019

To,

**Additional Secretary &
Mission Director (AMRUT)**

Government of India

Ministry of Housing and Urban Affairs

Nirman Bhavan, New Delhi

(Kind attention:- Vinay Pratap Singh, Director (AMRUT))

**Sub :- Submission of Utilization Certificate of funds
released under AMRUT (Projects)**

Ref:- Even No. letter dated 04.12.2018 and e-mail from
MoHUA, dated 04.12.2018 and 15.01.2019

Sir,


The Government of India has released first installment of CA against all three SAAPs under AMRUT. earlier the State Government vide letter dated 04.12.2018 and 15.01.2019 had submitted utilization certificate for all three SAAPs. Thereafter, directions were received by email dated 10.12.2018 and 18.01.2019 to submit the Utilization Certificate SAAP wise by completing requisite approvals and along with other required documents.

2. Now, the overall utilization of funds against all three SAAPs is (76%) Rs.539.27 Cr (76.3%) against CA of Rs.706.81 Cr and Rs. 645.98 Cr (76.4%) against State+ULB Share of Rs. 845.048 Cr.

3. The SAAP wise Utilization Certificates along with check list and requisite documents and certificates is submitted herewith.

4. You are requested to kindly process for release of second instalment of project funds to the State Government at the earliest.

Yours sincerely


(Pandurang Jadhav)


Joint Secretary

Urban Development Department

Encl:- As above

CHECKLIST FOR PREPARATION OF PROPOSAL FOR 2ND INSTALMENT OF CENTRAL ASSISTANCE UNDER AMRUT

Sl. No.	Description	Ref.	(√/X)	Remarks
1	Cover Letter	-	√	Submitted
2	Total project value as per approved SAAP size (certification if it exceeds)	-	√	---
3	Score card (A) - 100% water supply achievement	Refer Annexure 4 of the AMRUT Guidelines.	√	Submitted
4	Score Card (B) - Funding of cities as per funding pattern (GoI/State/ULB share)		√	Submitted
5	Score Card (C) - Implementation status project-wise - total size etc.		√	Submitted
6	Score Card (D) - Fund-flow - in line with B, total size, etc		√	Submitted
7	Quarterly Score Card	Refer para 14.1 (iv) of the AMRUT Guidelines.	√	Submitted
8	Summary of instalment release request against projects (should match with other documents)	Annex 6.2 and Table 7.4 (CB)	√	Submitted
9	UC against CA, SAAP wise (should be at least 75% overall and also in each SAAP for being eligible for 2 nd installment)	Ref. Annx.5 of the Guidelines. Updated separate UCs required for CA as well as State+ULBs share.	√	Submitted
10	UC against State + ULB share, SAAP wise (should be at least 75% overall and also in each SAAP for being eligible for 2 nd installment)		√	Submitted
11	Date of transfer of CA to SMD/ULBs	These information are a part of UCs now, as in Annexure I below	√	Mentioned in UC
12	Interest earned on CA (period to be specified)	-	Nil	Not Applicable
13	IRMA certification for resource mobilization	Refer para 9.3 of the AMRUT Guidelines	√	Certified in IRMA Report S- No.12 of observations
14	Self-certification for resource mobilization		√	Submitted
15	Sector-wise variation within 10% of SAAP size	-	√	Submitted
16	SAAP and Sector wise approved cost (in excel also) (Ref. Annexure-II attached below)	-	√	Submitted. (Excel Also)
17	SHPSC recommendation for 2 nd Installment along with minutes of the meeting	Refer para 10.2 (vii) of the AMRUT Guidelines	√	Minutes copy Submitted
18	Certificate relating to SHPSC's regular review of progress, O&M management	Refer para 10.2 (x), (xi) of the AMRUT Guidelines	√	Submitted
19	IRMA detailed Report	Refer para 14.1 of the AMRUT Guidelines	√	Submitted
20	ATR on IRMA report		√	Submitted
21	Compliance certificate from IRMA		√	Submitted
22	All documents signed with seal by SMD or above level officer	-	√	All documents signed by SMD
23	Other Remarks			Request to process and release the instalment at the earliest.


 State Mission Director (AMRUT)
 Urban Development Department
 Government of Maharashtra

SAAP & Sector Wise Approved Cost (Annexure - II)

STATE : MAHARASHTRA

Details of Projects taken up under AMRUT (SAAP 2015-16)

Sector :- Water Supply

Sr. No.	City	Title	Sector	Project Id	Project Cost (In Rs. Cr.)	Date of Approval	Tender Awarded Cost	Date of Award of Contract	Approved Cost	Physical Progress %
1	Nagpur	Nagpur Water Supply	Water Supply	MAH-NAG-001	272.02	24/10/2016	272.02	02/08/2018	272.02	5
2	Pimpri Chinchwad	PIMPRI-CHINCHWAD WATER SUPPLY 15-16	Water Supply	MAH-PIM-001	118.84	23/06/2016	118.84	01/11/2017	118.84	12
3	Panvel	PANVEL WATER SUPPLY 15-16	Water Supply	MAH-PAN-001	50.66	30/03/2016	50.66	14/10/2016	50.66	40
4	Wardha	Wardha Water Supply	Water Supply	MAH-WAR-001	35.47	30/03/2016	35.47	14/10/2016	35.47	50.41
5	Solapur	Solapur Water Supply 15-16	Water Supply	MAH-SOL-001	71.64	30/03/2016	71.64	15/10/2016	71.64	59
6	Satara	Satara Water Supply 15-16	Water Supply	MAH-SAT-001	7.53	30/03/2016	7.53	17/10/2016	7.53	95
7	Latur	Latur Water Supply 15-16	Water Supply	MAH-LAT-001	46.44	30/03/2016	46.44	17/10/2016	46.44	62
8	Hinganghat	Hinganghat Water Supply	Water Supply	MAH-HIN-001	61.8	30/03/2016	61.8	08/03/2017	61.8	49.69
9	Osmanabad	Osmanabad Water Supply	Water Supply	MAH-OSM-001	68.83	23/06/2016	68.83	10/10/2016	68.83	40
10	Ichalkaranji	Ichalkaranji Water Supply 15-16	Water Supply	MAH-ICH-001	70.3	23/06/2016	70.3	15/09/2016	70.3	0
11	Yavatmal	YAVATMAL WATER SUPPLY 15-16	Water Supply	MAH-YAV-001	55.62	23/06/2016	55.62	09/03/2017	55.62	52
12	Badlapur	Kulgaon Badlapur Water Supply 15-16	Water Supply	MAH-BAD-001	18.05	13/10/2016	18.05	18/02/2017	18.05	68.89
13	Ambarnath	AMBARNATH WATER SUPPLY 15-16	Water Supply	MAH-AMB-001	14.06	23/06/2016	14.06	18/02/2017	14.06	74.72
14	Amravati(MH)	Amravati Water Supply 15-16	Water Supply	MAH-AMR-001	114.94	23/06/2016	114.94	10/10/2016	114.94	65
15	Malegaon	Malegaon Water Supply	Water Supply	MAH-MAL-001	79.45	23/06/2016	79.45	08/11/2016	79.45	62.49
16	Jalgaon	Jalgaon water supply	Water Supply	MAH-JAL-001	253.25	23/06/2016	253.25	15/09/2016	253.25	46.16
17	Vasai-Virar City	Vasai-Virar Water Supply 15-16	Water Supply	MAH-VAS-001	139.37	23/06/2016	139.37	01/10/2016	139.37	39
18	Achalpur	Achalpur Phase II Water Supply 15-16	Water Supply	MAH-ACH-001	10.37	23/06/2016	10.37	15/10/2016	10.37	100
19	Ahmadnagar	AHMADNAGAR WATER SUPPLY 15-16	Water Supply	MAH-AHM-001	140.75	23/06/2016	140.75	19/09/2017	140.75	22.09
20	Achalpur	Achalpur Phase I Water Supply 15-16	Water Supply	MAH-ACH-002	13.42	30/03/2016	13.42	10/10/2016	13.42	100
21	Udgir	Udgir Water Supply	Water Supply	MAH-UDG-001	108	19/04/2017	108	19/09/2017	108	11.56
		Total			1750.8					

State Mission Director (AMRUT)

Urban Development Department

Government of Maharashtra

State Mission Director (AMRUT)

Urban Development Department

Government of Maharashtra

Check List Point :- 16

SAAP & Sector Wise Approved Cost (Annexure - II)**STATE : MAHARASHTRA****Details of Projects taken up under AMRUT (SAAP 2016-17)****Sector :- Water Supply**

Sr. No.	City	Title	Sector	Project Id	Project Cost (In Rs. Cr.)	Date of Approval	Tender Awarded Cost	Date of Award of Contract	Approved Cost	Physical Progress %
1	Shirdi	Shirdi Water Supply 16-17	Water Supply	MAH-SHI-002	36.76	21/01/2017	36.76	08/05/2017	36.76	86.5
2	Chandrapur	Chandrapur Water Supply	Water Supply	MAH-CHA-001	231.77	24/10/2016	231.77	09/06/2017	231.77	48.71
3	Akola	Akola Water Supply 16-17	Water Supply	MAH-AKO-001	110.81	24/10/2016	113.49	08/03/2017	113.49	32
4	Parbhani	Parbhani Water Supply 16-17	Water Supply	MAH-PAR-001	103.38	21/01/2017	103.38	20/09/2017	103.38	45.25
5	Bhusawal	Bhusawal Water Supply	Water Supply	MAH-BHU-001	90.84	22/05/2017	90.84	20/09/2017	90.84	29.28
6	Kolhapur	Kolhapur Water Supply 16-17	Water Supply	MAH-KOL-002	114.8	12/07/2017	114.8	19/04/2018	114.8	1
7	Nanded Waghala	Nanded Waghala WSS 16-17	Water Supply	MAH-NAN-001	24.18	21/01/2017	24.18	11/08/2017	24.18	46
8	Bid	Beed Water Supply 16-17	Water Supply	MAH-BID-001	114.63	21/01/2017	114.63	19/09/2017	114.63	34
9	Sangli Miraj Kupwad	Sangli Miraj WSS 16-17	Water Supply	MAH-SAN-001	104.66	02/12/2016	104.66	20/09/2017	104.66	29
10	Pimpri Chinchwad	PIMPRI-CHINCHWAD WATER SUPPLY 16-17	Water Supply	MAH-PIM-002	125.2	24/10/2016	125.2	30/12/2017	125.2	10
11	Yavatmal	Yavatmal water supply 16-17	Water Supply	MAH-YAV-002	221.9	02/12/2016	221.9	09/03/2017	221.9	52
12	Mira Bhayandar	Mira Bhayandar Surya Project	Water Supply	MAH-MIR-005	204.55	14/06/2018	204.55	14/08/2018	204.55	9
		Total			1483.48					

State Mission Director (AMRUT)
Urban Development Department
Government of Maharashtra

State Mission Director (AMRUT)
Urban Development Department
Government of Maharashtra

Check List Point :- 16

SAAP & Sector Wise Approved Cost (Annexure - II)

STATE : MAHARASHTRA

Details of Projects taken up under AMRUT (SAAP 2015-16)

Sector :- Sewerage

Sr. No.	City	Title	Sector	Project id	Project Cost (In Rs. Cr.)	Date of Approval	Tender Awarded Cost	Date of Award of Contract	Approved Cost	Physical Progress %
1	Chikwargav	Project Sewerage Ph. II	Sewerage	MAH/011/011	55.25	01/11/2016	55.25	24/10/2017	55.25	100%
2	Nayab Deulgaon	Project Sewerage	Sewerage	MAH/KA/001	181.38	21/01/2017	181.38	05/08/2017	181.38	100%
Total					236.63					

(Signature)

State Mission Director (AMRUT)
 Urban Development Department
 Government of Maharashtra
 State Mission Director (AMRUT)
 Urban Development Department
 Government of Maharashtra

Check List Point :- 16

SAAP & Sector Wise Approved Cost (Annexure - II)

STATE : MAHARASHTRA

Details of Projects taken up under AMRUT (SAAP 2016-17)

Sector :- Sewerage


Sr. No.	City	Title	Sector	Project Id	Project Cost (In Rs. Cr.)	Date of Approval	Tender Awarded Cost	Date of Award of Contract.	Approved Cost	Physical Progress %
1	Mira Bhayandar	Mira Bhayandar Storm Water Drainage	Sewerage	MAH-MIR-003	94.06	01/07/2017	94.06	23/10/2017	94.06	7
2	Nashik	Nashik Sewerage 16-17	Sewerage	MAH-NAS-001	28.79	27/10/2016	28.79	08/03/2017	28.79	74
3	Navi Mumbai	Navi Mumbai Recycle and Reuse of Waste water	Sewerage	MAH-NAV-001	132.87	11/09/2017	132.87	04/12/2018	132.87	5
4	Thane	Thane Sewerage 16-17	Sewerage	MAH-THA-001	179.01	02/06/2017	179.01	24/10/2017	179.01	13
5	Hinganghat	Hinganghat Sewerage	Sewerage	MAH-HIN-002	81.06	11/05/2017	81.06	24/10/2017	81.06	32
6	Kolhapur	Kolhapur Sewerage 16-17	Sewerage	MAH-KOL-001	70.77	21/01/2017	70.77	19/09/2017	70.77	8
7	Jalgaon	Jalgaon Sewerage	Sewerage	MAH-JAL-002	138.13	02/06/2017	138.13	01/01/2018	138.13	0
8	Jalna	Jalna Sewerage	Sewerage	MAH-JAL-001	68.59	15/04/2017	68.59	13/04/2018	68.59	0
9	Akola	Akola Sewerage 16-17	Sewerage	MAH-AKO-002	79.23	23/05/2017	79.23	19/09/2017	79.23	40
10	Amravati(MH)	Amravati Sewerage 16-17	Sewerage	MAH-AMR-002	81.86	12/05/2017	65.05	01/01/2018	65.05	6
		Total			954.37					

State Mission Director (AMRUT)
Urban Development Department
Government of Maharashtra

State Mission Director (AMRUT)
Urban Development Department
Government of Maharashtra

SAAP & Sector-Wise Approved Cost (Annexure - II)
STATE : MAHARASHTRA
Details of Projects taken up under AMRUT (SAAP 2016-17)
Sector : Green Space Development

S. No.	City	Estt.	Sector	Project in	Project Cost (Rs. Cr.)	Amount Approved	Amount Awarded	Date of Award Contract	Approval Date	Physical Progress
1	Mumbai	1.00	Green Space Development	1.00	1.00	1.00	1.00	2016-17	2016-17	100%
2	Pune	1.00	Green Space Development	1.00	1.00	1.00	1.00	2016-17	2016-17	100%
3	Thane	1.00	Green Space Development	1.00	1.00	1.00	1.00	2016-17	2016-17	100%
4	Nashik	1.00	Green Space Development	1.00	1.00	1.00	1.00	2016-17	2016-17	100%
5	Ahmednagar	1.00	Green Space Development	1.00	1.00	1.00	1.00	2016-17	2016-17	100%
6	Solapur	1.00	Green Space Development	1.00	1.00	1.00	1.00	2016-17	2016-17	100%
7	Kolhapur	1.00	Green Space Development	1.00	1.00	1.00	1.00	2016-17	2016-17	100%
8	Yashwantrao Chavan Pratishthan	1.00	Green Space Development	1.00	1.00	1.00	1.00	2016-17	2016-17	100%
9	Yashwantrao Chavan Pratishthan	1.00	Green Space Development	1.00	1.00	1.00	1.00	2016-17	2016-17	100%
10	Yashwantrao Chavan Pratishthan	1.00	Green Space Development	1.00	1.00	1.00	1.00	2016-17	2016-17	100%
11	Yashwantrao Chavan Pratishthan	1.00	Green Space Development	1.00	1.00	1.00	1.00	2016-17	2016-17	100%
12	Yashwantrao Chavan Pratishthan	1.00	Green Space Development	1.00	1.00	1.00	1.00	2016-17	2016-17	100%
13	Yashwantrao Chavan Pratishthan	1.00	Green Space Development	1.00	1.00	1.00	1.00	2016-17	2016-17	100%
14	Yashwantrao Chavan Pratishthan	1.00	Green Space Development	1.00	1.00	1.00	1.00	2016-17	2016-17	100%
15	Yashwantrao Chavan Pratishthan	1.00	Green Space Development	1.00	1.00	1.00	1.00	2016-17	2016-17	100%
16	Yashwantrao Chavan Pratishthan	1.00	Green Space Development	1.00	1.00	1.00	1.00	2016-17	2016-17	100%
17	Yashwantrao Chavan Pratishthan	1.00	Green Space Development	1.00	1.00	1.00	1.00	2016-17	2016-17	100%
18	Yashwantrao Chavan Pratishthan	1.00	Green Space Development	1.00	1.00	1.00	1.00	2016-17	2016-17	100%
19	Yashwantrao Chavan Pratishthan	1.00	Green Space Development	1.00	1.00	1.00	1.00	2016-17	2016-17	100%
20	Yashwantrao Chavan Pratishthan	1.00	Green Space Development	1.00	1.00	1.00	1.00	2016-17	2016-17	100%


 State Project Director (AMRUT)
 Urban Development Department
 Government of Maharashtra
 Urban Development Department
 Government of Maharashtra