

STATE ANNUAL ACTION PLAN (SAAP)



State- Jharkhand



*Atal Mission for Rejuvenation
and Urban Transformation*

TABLE OF CONTENTS

Checklist – Consolidated State Annual Action Plan of all ULBs to be sent for Assessment by MoUD (as per table 6.2)	3
Minutes of State High Powered Steering Committee (SHPS) Meeting	6
ATL MISSION OF REJUVENATION & URBAN TRANSFORMATION (AMRUT)	8
MISSION CITIES IN JHARKHAND	9
Ranchi	9
Dhanbad	10
Deoghar	10
Adityapur	11
Chas	11
Hazaribag	11
Giridih	12
Management Structure of the Mission	12
Figure 2: Management Structure	12
Funding Pattern	13
Component wise break-up of fund allocation	14
STATE ANNUAL ACTION PLAN (SAAP)	16
1. Principles of Prioritization	18
2. Importance of O&M	19
3. Financing of Projects	20
PRINCIPLE OF PRIORTIZATION	53

List of Tables

Table 1: AMRUT Mission Cities in Jharkhand	9
Table 2 : Component wise break-up of mission fund	14

List of Figures

Figure 1: Population in Mission Cities	9
Figure 2: Management Structure	12
Figure 3: Fund Sharing Pattern	13
Figure 4: Fund Sharing Pattern for Ranchi & Dhanbad	13
Figure 5: Fund Sharing Pattern for remaining ULBs	14
Figure 6 : Component wise allocation	15


Checklist – Consolidated State Annual Action Plan of all ULBs to be sent for Assessment by MoUD (as per table 6.2)

S.No.	Points of Consideration	Yes/No	Give Details
1.	Have all the Cities prepared SLIP as per the suggested approach?	Yes	Universal Coverage of Water Supply and Sewerage/septage has given at most priority.
2.	Has the SAAP prioritized proposed investments across cities?	Yes	According to the current service level, priority has been given to the cities for water supply and sewerage.
3.	Is the indicator wise summary of improvements proposed (both investments and management improvements) by State in place?	Yes	As per requirement, indicator wise improvement proposal for investment and management (both) has been considered.
4.	Have all the cities under Mission identified/done baseline assessments of service coverage indicators?	Yes	All the mission cities identified and baseline assessment of service coverage has been completed.
5.	Are SAAPs addressing an approach towards meeting Service Level Benchmarks agreed by Ministry for each Sector?	Yes	SAAP has been prepared to meet Service Level Benchmark as agreed by ministry for each sector.
6.	Is the investment proposed commensurate to the level of improvement envisaged in the indicator?	Yes	The proposed investment matches with Service Level Improvement envisaged in the indicated.
7.	Are State Share and ULB share in line with proposed Mission approach?	Yes	State share and ULB share has been planned in the line of proposed mission approach.

8.	Is there a need for additional resources and have state considered raising additional resources (State programs, aided projects, additional devolution to cities, 14th Finance Commission, external sources)?	Yes	State is trying to mobilize additional financial resource through 14 th FC, State Programs, World Bank, JICA etc.)
9.	Does State Annual Action Plan verify that the cities have undertaken financial projections to identify revenue requirements for O&M and repayments?	Yes	O&M charges has been considered while preparation of SAAP. O&M charges will be reimbursed by collecting user charges. The cost will be borne by concerned ULB. Additional fund will be required for O&M and repayment shall be worked out while preparation of DPR.
10.	Has the State Annual Action Plan considered the resource mobilization capacity of each ULB to ensure that ULB share can be mobilized?	Yes	Current Financial condition of respective ULBs has been considered while preparing SAAP. If required, additional funds shall be raised through financial institutions and other sources.
11.	Has the process of establishment of PDMC been initiated?	Yes	The process for establishment of PDMC has been initiated.
12.	Has a roadmap been prepared to realize the resource potential of the ULB?	Yes	The resource potential of ULBs has been considered. Substitute sources of funds for financially weak ULBs is being arranged.
13.	Is the implementation plan for projects and reforms in place (Timelines and yearly milestones)?	Yes	The timelines and milestones has been set for achieving the reforms under scheduled period.

State Annual Action Plan (SAAP) - Jharkhand

14.	Has the prioritization of projects in ULBs been done in accordance with para 7.2 of the guidelines?	Yes	Prioritization has been given in accordance with para 7.2 of mission guideline. Priority has been given to such ULBs where service level gaps are more in compare to achieve universal coverage.
-----	---	-----	--


(Arun Kumar Singh)

Principal Secretary
Urban Development & Housing Department
& State Mission Director- AMRUT,
Jharkhand

Minutes of State High Powered Steering Committee (SHpsc) Meeting

Government of Jharkhand Urban Development and Housing Department

Minutes of 1st meeting of State level High Powered Steering Committee (SHpsc) of Atal Mission for Rejuvenation and Urban Transformation (AMRUT) under the Chairmanship of Chief Secretary, Jharkhand held on 29th September 2015.

Attendance:-

1. Chief Secretary, Jharkhand
2. Pr. Secretary, Urban Development & Housing Department, Jharkhand
3. Secretary, Drinking Water & Sanitation Department, Jharkhand
4. Director, State Urban Development Agency (SUDA), Jharkhand

Principal Secretary, Urban Development & Housing Department welcomed the members of SHpsc. A brief presentation on AMRUT mission was made by Director, SUDA.

Following major points were discussed during the meeting:

- 1.1 Director, SUDA stated that 7 cities of Jharkhand have been selected under AMRUT mission. These cities are, Ranchi, Dhanbad, Chas Deoghar, Adityapur, Hazaribag and Giridih.
The State Government has also requested GoI to consider inclusion of Jamshedpur, Mango, Sahibganj and Ramgarh as mission city.
- 1.2 Director, SUDA informed the committee members that as per AMRUT guidelines, city wise Service Level Improvement Plan (SLIP) were prepared by all 7 ULBs after accessing the service level gaps. These SLIPs were reviewed by State Mission Directorate in the presence of representatives of MoUD, GoI. This 2 day handholding workshop was organized on 27th - 28th Aug, 2015, in which Principal Secretary, U.D.&H, Government of Jharkhand was also present and monitored the preparation of SLIPs by respective ULBs.
- 1.3 Based on SLIPs submitted by ULBs, city wise projects were prioritized and aggregated in to State Annual Action Plan (SAAP)
- 1.4 The estimated cost of AMRUT plan for FY 2015-16 under SAAP is ₹ 318.21 crores including O&M cost of 5 years.
- 1.5 It was decided that 5 year O&M of all components shall be made integral part of DPRs and bid documents of all project under AMRUT. This will be borne by ULBs/State through user charges or its own resources.
- 2.0 After discussion on above mentioned points, following decisions were taken:
 - 2.1 State Annual Action Plan (SAAP) prepared on basis of Service Level Improvement Plan (SLIP) submitted by all 7 mission cities be recommended to MoUD for approval by apex committee.
Principal Secretary, U.D.&H.D. cum State Mission Director was authorized to submit SAAP to MoUD, GoI for consideration and their approval.
 - 2.2 Funding pattern of GoI share and State government share was discussed and decided that, GoI share for Ranchi and Dhanbad will be 1/3 of project cost and for

3669
05/10/15

remaining ULBs it will be ½ of the project cost. The state share for Ranchi and Dhanbad will be 40% of the project cost and for remaining ULBs, it will be 30% of the project cost. Balance project cost will be borne by ULB who will provide 80% of their share from their fund allocation under 14th FC.

- 2.3 State Urban Development Agency (SUDA) will be the State Level Nodal Agency for AMRUT mission. SUDA will be responsible for establishment of PDMC. State Mission Management Unit (SMMU) and City Mission Management Unit (CMMUs) will function under the supervision of SUDA. SUDA will be responsible for implementation of reforms as per mission guidelines.
- 2.4 The approval for constitution of State Level Technical Committee (SLTC) has been given by SHPSC. SLTC will be headed by Principal Secretary/ Secretary, U.D. & H.D. and responsible for appraisal, approval and successful implementation of projects on the basis of SAAP approved by MoUD.
- 2.5 The allocation of administrative and other expenses (A&OE) should be utilized as per AMRUT guidelines.


The meeting ended with vote of thanks to the Chair.

sd/-

(Rajiv Gauba)
Chief Secretary,
Jharkhand

Memo no.- 06A/१०१०/AMRUT-07/2015..... 3669 Date..... 05/10/15

Copy to- Private Secretary to Chief Secretary, Jharkhand/All members of SHPSC/ Director (AMRUT), MoUD, Nirman Bhawan, New Delhi-110011 for kind information & necessary action.


(Arun Kumar Singh)
Principal Secretary to Govt.

ATAL MISSION OF REJUVENATION & URBAN TRANSFORMATION (AMRUT)

AMRUT has been launched on 25th June, 2015 with the aim to provide basic services to households and build amenities in urban areas to improve the quality of life for all the residents, especially the poor and disadvantaged. Five Hundred cities having population of more than 1 Lakh will be benefitted by the mission. The objectives of AMRUT are:

- ✚ Ensure that every household has access to a tap with assured supply of water and a sewerage connection.
- ✚ increase the amenity value of cities by developing greenery and well maintained open spaces (e.g. parks) and,
- ✚ reduce pollution by switching to public transport or constructing facilities for non-motorized transport (e.g. walking and cycling)

In the AMRUT, MoUD has changed the tradition to give project-by-project sanctions. This has been replaced by approval of the State Annual Action Plan once a year by the MoUD and the States have to give project sanctions and approval at their end. Government of India will provide 50% of the project cost to the cities less than 10 Lakh and 1/3 of the project cost to the cities having a population of more than 10 Lakhs. The mission will focus on following thrust areas:

- ✚ Water Supply,
- ✚ Sewerage facilities and septage management,
- ✚ Storm Water drains to reduce flooding,
- ✚ Pedestrian, non-motorized and public transport facilities, parking spaces,
- ✚ Enhancing amenity value of cities by creating and upgrading green spaces, parks and recreation centers, especially for children.

(O&M of 5 years will be included in the scheme)

Cooperative Federalism and Improvement in Service Delivery are the attributes of the Mission. By this, Government of India is giving the freedom to the states as well as ULBs to design and implementation of proposed work. Government of India focus on infrastructure that leads to delivery of services to citizens. For this, they have incentivised the urban reforms & provisioned individual and institutional capacity building programs.

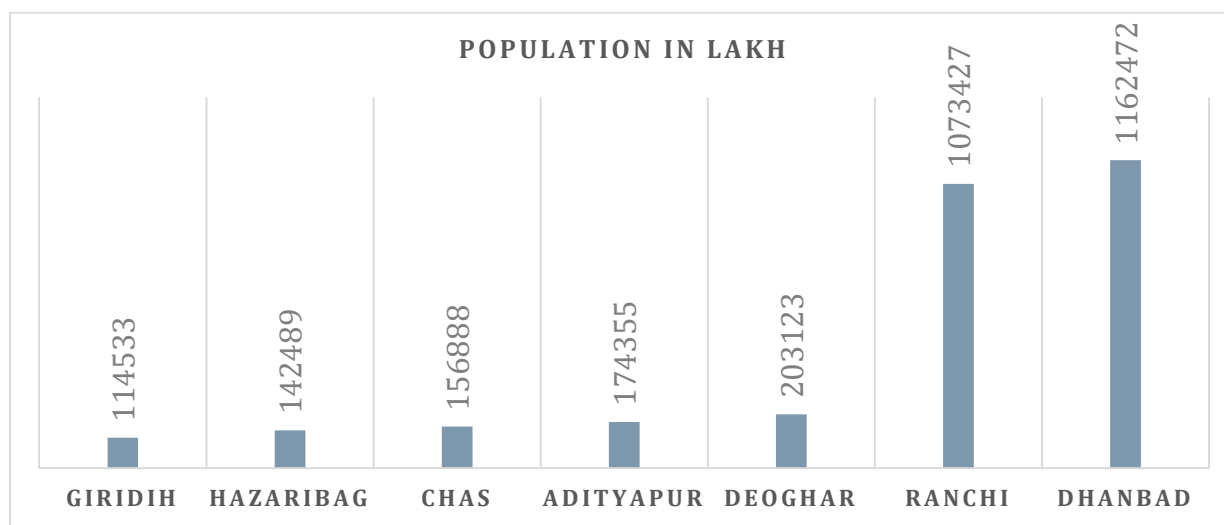
MISSION CITIES IN JHARKHAND

Ministry of Urban Development has identified 7 cities of the state of Jharkhand. The selection has been done basis of Census Data-2011. These cities are mentioned below:

Table 1: AMRUT Mission Cities in Jharkhand

Serial No	Name of the City
1.	Ranchi (State Capital- cum- proposed Smart City)
2.	Dhanbad
3.	Deoghar
4.	Adityapur
5.	Chas
6.	Hazaribag
7.	Giridih

Figure 1: Population in Mission Cities



Ranchi

'Ranchi' the Capital City of Jharkhand State, which is known for its rich deposits of minerals, waterfalls, rivers, streams, lakes, dams and forests. Ranchi city itself known as 'City of waterfalls'. Ranchi situated on the Chhotanagpur Plateau, located at 23°23" N latitude & 85°23" E longitude. The capital lies 2140 ft. (avg. 645m) above MSL, on undulating topography. It has a moderate climate where the summer temperature ranges from 20° to 37° and from 2.8° to 23° during winters. The humidity ranges from 39% to 86%, average annual rainfall recorded is 1530mm.

The Urban population of Ranchi city is 1,073,427 (Census 2011), and it is second populous city of the state. Males constitute 51.3% of the population and females 48.7%. The Subarnarekha River and its tributaries constitute the local river system. The channels Kanke, Rukka and Hatia have been dammed to create reservoirs that supply water to the majority of the population. Ranchi Municipal Corporation takes care municipal services to the citizen of 37 wards of the city.

Dhanbad

Dhanbad is very famous city and known as 'Coal Capital of India'. It has some of the largest coal mines in India. Dhanbad is located in the Eastern part of the Country, from 85° 45' E longitude to 86° 30' E longitude and from 23° 32' N latitude to 24° 5' latitude. The altitude of Dhanbad is 750' above MSL. It is situated in the bank of 'Damodar River'. Dhanbad is about 170 km from Ranchi (State Capital) and about 250 km from Kolkata the premier city of the country.

According to Census-2011, Dhanbad city had a population of 1,162,472 which makes it largest city of Jharkhand. Males constitute 53% of the population and females 47%. It has a sex ratio of 908. Dhanbad has an average literacy rate of 80.78%, higher than the national average of 74.04%. The municipal body of the city Dhanbad Municipal Corporation (DMC) is spread over 275 Sq. Km approx. and delivering the services in 55 wards of the city.

Deoghar

Deoghar is located at 24.48°N 86.7°E and 247m above MSL. This historic and spiritual city is situated at 'Commissionaire of Santhal Pargana' of Jharkhand. It is the religious capital of East. Deoghar is globally famous as a sacred religious place for Hindus. Out of 12 Jyotirlingas of Lord Shiva, the mythological temple of 'Baba Baidyanath' is situated here; therefore, it is also known as 'Baidyanath Dham'.

As of 2011 India census, Deoghar City has a population of 203,123. Males constitute 52% of the population and females 48%. Deoghar has an average literacy rate of 66.34%, there are 36 wards under Deoghar Municipal Corporation.

Adityapur

Adityapur is a town of Jharkhand named after Raja Aditya Pratap Singh Deo, the last ruler of Saraikela. It is today an industrial town and sister city separated from the famous city of Jamshedpur by the 'Kharkai' River. It is located at 86.15°E / 22.78 °N and has an average elevation of 125-200m MSL. It lies in the 'Seraikela-Kharsawan' district of Jharkhand. It is predominantly an industrial region. Adityapur Industrial Estate spread across 33,970 acres, 53 sq. mile. It has been Asia's largest industrial hub for a while where about 1000 large/small industries are located.

As per census 2011, Adityapur had a population of 174,355. Males constitute 54% of the population and females are 46%. Adityapur has an average literacy rate of 68%. The Industrial area is being controlled by Adityapur Industrial Area Development Authority (AIADA). The rest area spread into 32 municipal wards and controlled by Adityapur Municipal Council.

Chas

Chas is the sub-urban area of 'Bokaro Steel City' under the Bokaro District of Jharkhand. It is the twin city of Bokaro, and is included in the urban area of Bokaro Steel City. It is located at 23.63°N / 86.17°E and has an average elevation of 192 to 232m above MSL. The municipal are of Chas is spread across 27.09 sq. km. Chas is notable for a large wholesale market.

In the 2011 India census, Chas had a population of 156,888. At the 2001 census, males constitute 54% of the population and females 46%. Chas has an average literacy rate of 69%, with male literacy of 77% and female literacy of 58%. Chas is recently upgraded to Municipal Corporation and catering its services to 30 wards.

Hazaribag

Hazaribag town is the divisional headquarters of North Chhotanagpur commissionaire of Jharkhand. It is famous as health resort and National Park. It is located at 23.98°N & 85.35°E. The city has an average elevation of 604 meters (1982 ft.) above mean sea level. It is situated around NH-33 and NH-100. The Gonda and Konar rivers pass through Hazaribag, which ultimately meets with Damodar River.

As of 2011 India census, population of Hazaribag is 142,489. Males were 52.46% of the population and females are 47.53% of the population. Hazaribag have an average

literacy rate of 90.14%, male literacy was 93.82%, and female literacy was 86.14%. Hazaribag Municipal Council is spread across 19.07 sq. km. and catering the services to 32 wards.

Giridih

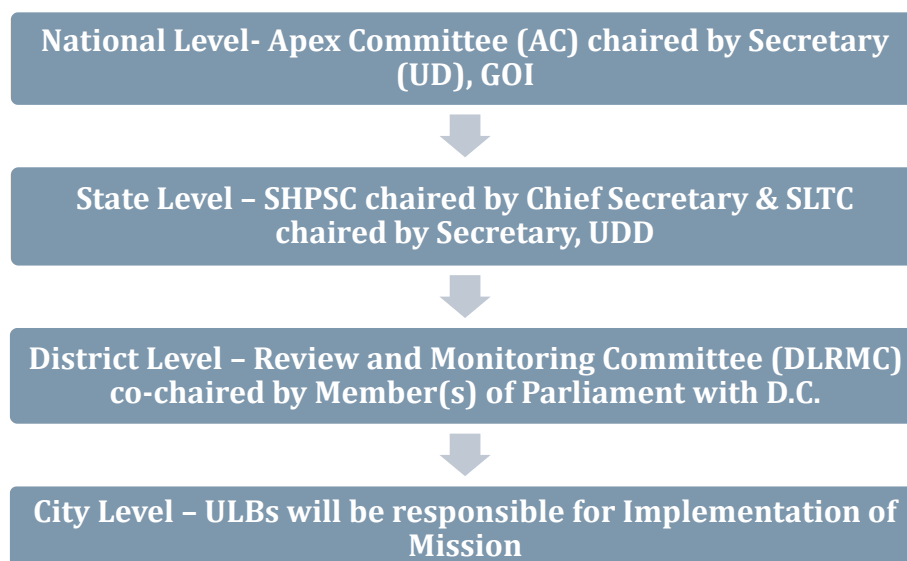
The literal meaning of Giridih is the land of hills. Giridih is located at 24.11°N and 86.18°E. It has an average elevation of 948ft above MSL. It is also famous for 'Parasnath Hills', the highest mountain peak in Jharkhand and the most important pilgrimage centre for Jains. Giridih is divided into two main water heads – 'Barakar' and 'Usri' rivers. Giridih is rich in mineral resources and has several large coal fields with one of the best qualities of metallurgical coal in India. Mica is also found in abundance here.

As of 2011 India census, the population of Giridih City is 114,533. Males constitute 53% of the population and females 47%. Giridih has an average literacy rate of 69%. Giridih is a Grade-A Municipal Council Town having 30 nos. of Wards.

Management Structure of the Mission

The projects are identified after mandatory consultations with concerned ULBs and its resident. Accordingly ULB has identified the projects and then put up into Service Level Improvement Plans (SLIPs) on the specified format availed by MoUD. After the submission of SLIPs, state has aggregated it to State Annual Action Plan (SAAP). The prepared SAAP have submitted for their consideration. SHPSC has decided to consider the SAAP to recommend for approval from the Apex Committee.

Figure 2: Management Structure



Funding Pattern

Allocation of funds will be released in the ratio of 20:40:40 (3 installments) of the approved project cost

- 1st installment on approval of SAAP by the Apex Committee
- 2nd and 3rd installments on receipt of 75% utilization and meeting 'Service Level Benchmark' as mentioned in the SAAP.

Figure 3: Fund Sharing Pattern

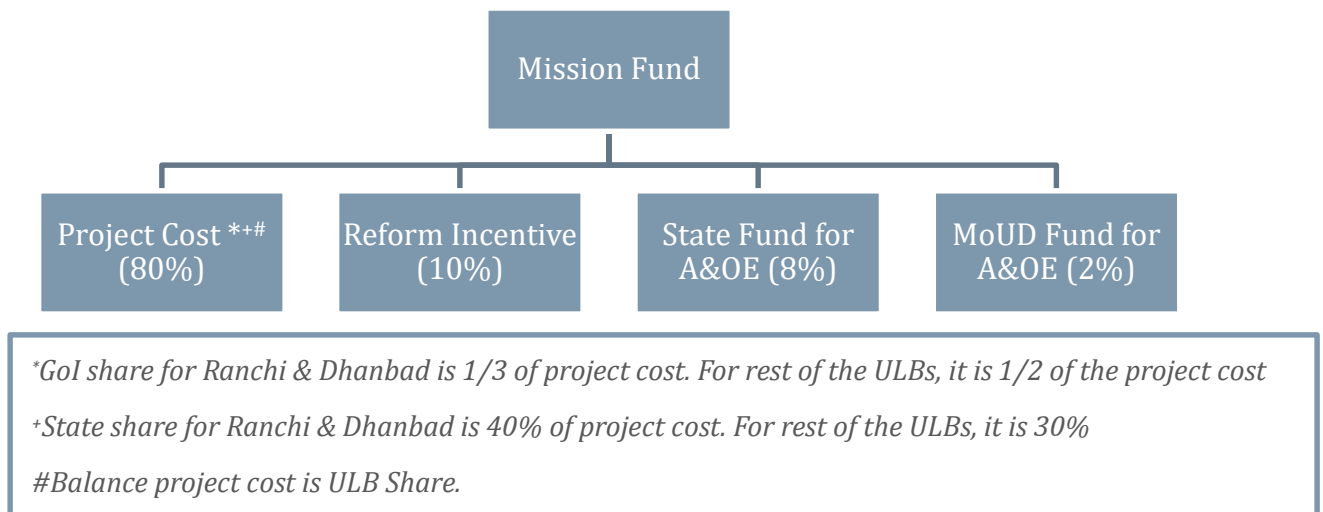


Figure 4: Fund Sharing Pattern for Ranchi & Dhanbad

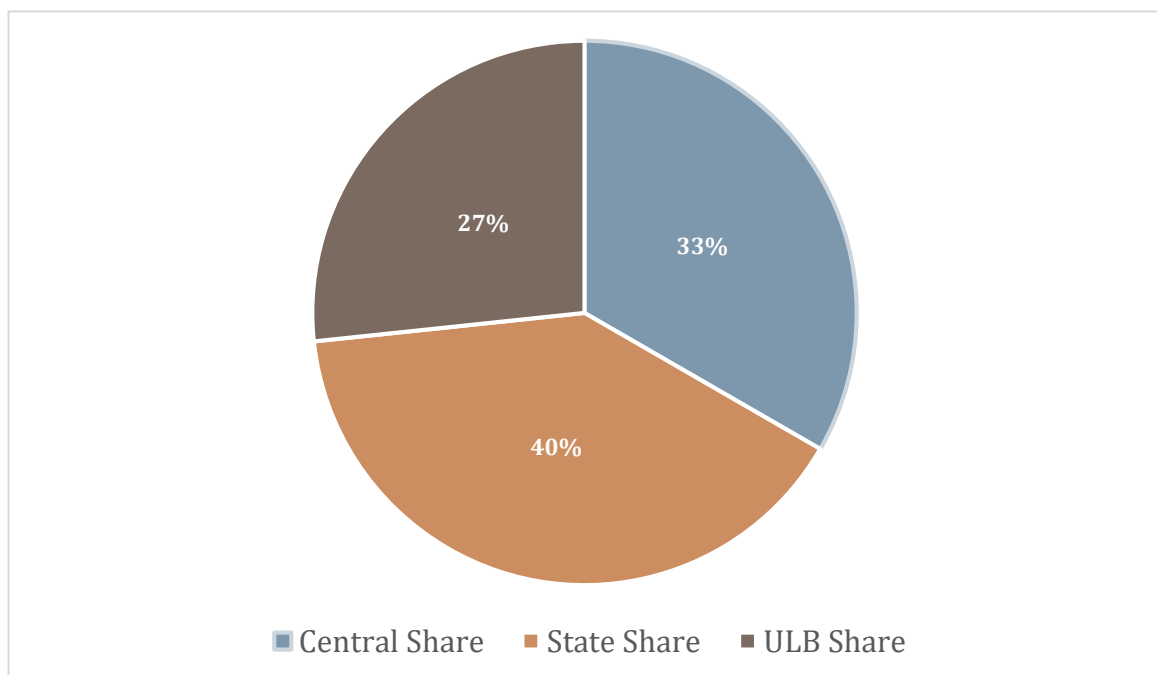
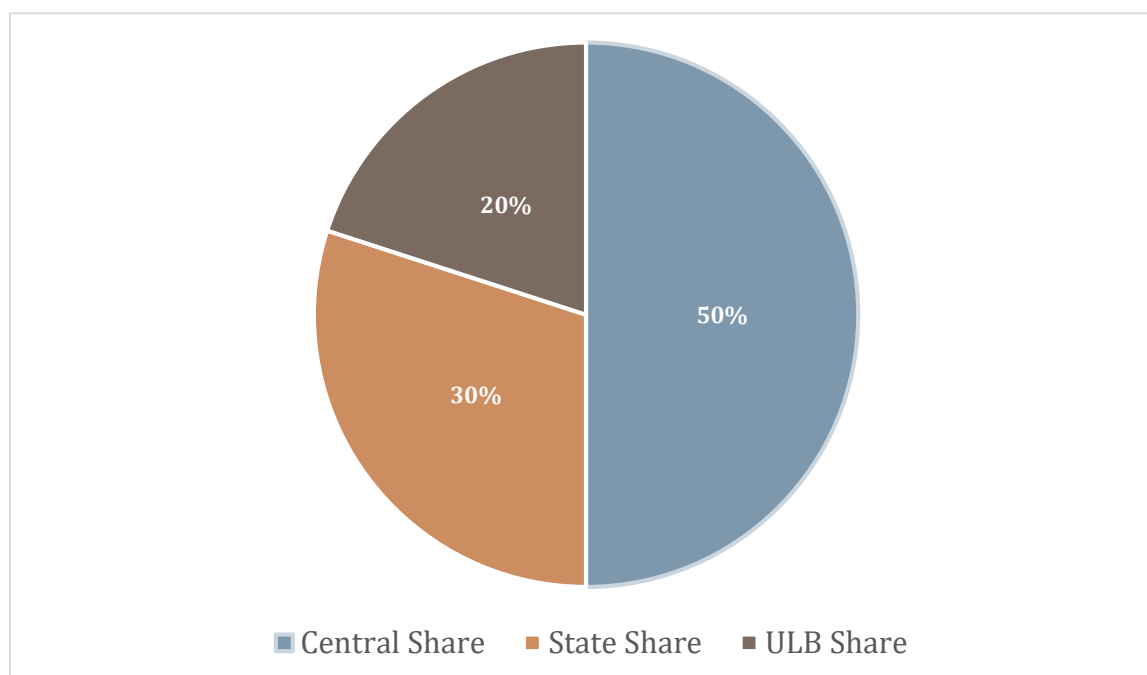


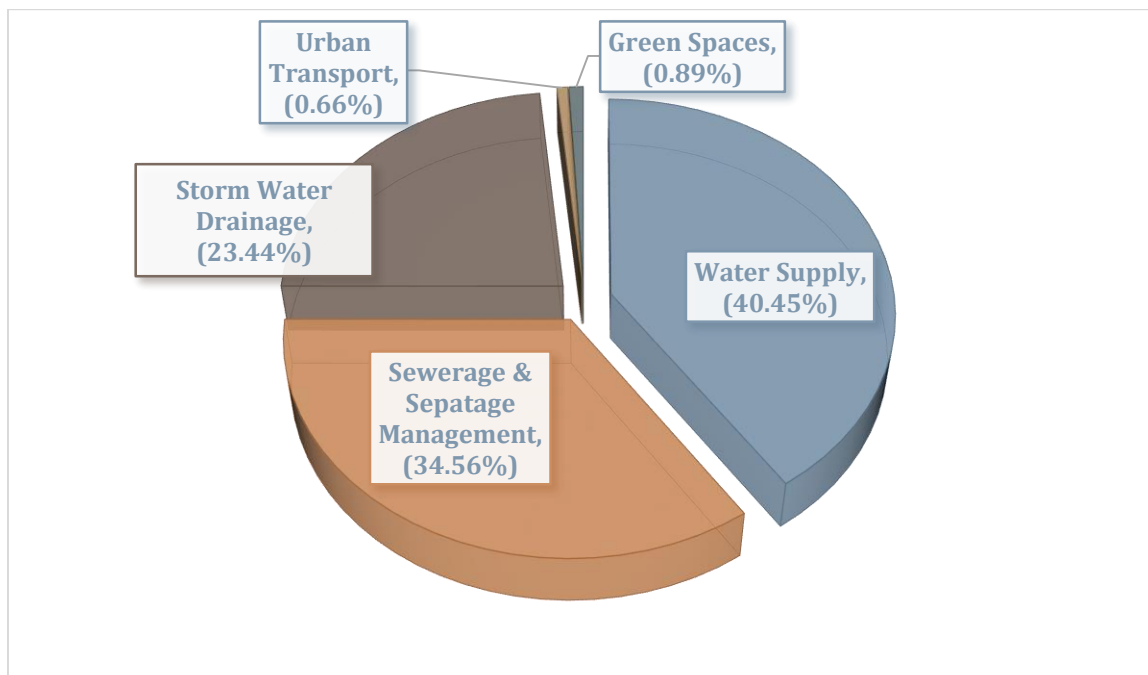
Figure 5: Fund Sharing Pattern for remaining ULBs**Component wise break-up of fund allocation**

There are 5 components of AMRUT mission. Fund allocation will be segregated to all 5 mission components. However, Water Supply and Sewerage & Septage Management will be focus area in first phase. Component wise break-up of fund allocation are mentioned in the below table.

Table 2 : Component wise break-up of mission fund

<u>Component</u>	<u>Amount (₹ in Crores)</u>
Water Supply	1584.99
Sewerage & Septage Management	1354.16
Storm Water Management	918.38
Urban Transport	26.05
Green Spaces	35.00
Total	3918.58

Figure 6 : Component wise allocation



STATE ANNUAL ACTION PLAN (SAAP)

AMRUT mission will provide project funds to ULBs through the States on the basis of proposals submitted in State Annual Action Plan (SAAP). SAAP is basically a State level service improvement plan indicating the year-wise improvements in water-supply and sewerage connections to households. The basic building block for the SAAP is the SLIPs prepared by the ULBs. At the State level, the SLIPs of all Mission cities will be aggregated into the SAAP. While preparing SAAP information responding to the following questions, are mentioned below:-

- **Has the State Government diagnosed service level gaps? (250 Words)**

Yes, Basis of the SLIPs submitted by the respective ULBs, Government has diagnosed the service level gaps and mentioned it into their SLIPs. ULBs have gone for due consultations with various stakeholders including public representatives of their areas.

- **Has the State planned for and financed capital expenditure? (350 Words)**

Yes, State govt. has agreed to provide 40% matching share of capital expenditure for Ranchi & Dhanbad Municipal Corporations with GoI share of 33.33%. Government has decided to provide 30% assistance of project cost for rest 5 ULBs where GoI share will be 50% of project cost. The balance fund shall be borne by the respective ULBs from their own resources and their fund allocation under 14th FC schemes. Some of the ULBs will also go for PPP model to obtain funds.

- **Has the State moved towards achievement of universal coverage in water supply and sewerage/septage? (350 Words)**

Yes, the gap in universal coverage of water supply has been addressed by the state. These gaps is identified by the respective ULBs and envisaged in their SLIPs. There are few ULBs where schemes are under implementation/completion stage. Such schemes are approved under JnNURM or State fund. The funds available for ongoing/approved schemes has been considered and ensured the project requirement for reaching the Service Level Benchmarks and Universal Coverage. There is no sewerage system in the state as such hence mentioned the phase/zone wise plans to achieve the Universal Coverage.

- **What is the expected level of the financial support from the Central Government and how well have State/ULB and other sources of finance been identified and accessed? (300 words)**

As per the mission guidelines GoI shall provide 50% assistance for the mission cities having population upto 10 lacs and 1/3rd assistance for mission cities having population above 10 lacs. Respective ULBs will contribute the rest amount through different resources (State Share/14th FC/PPP model etc.). They may arrange the funds through financing from financial institutions as well. ULB share can also be contributed through MLA/MP LAD funds also or from special assistance from State.

- **How fairly and equitably have the needs of the ULBs been given due consideration?**

The SLIPs submitted by the ULBs have been prepared after incorporating suggestions received from different stake holders in consultation meeting held under leadership of the elected representatives of their respective wards. Although, these consultation has done for all the components of the mission but, priority given to the universal coverage of water supply and sewerage.

- **Have adequate consultations with all stakeholders been done, including citizens, local MPs and other public representatives? (350 words)**

Yes, sufficient consultations with all stakeholders such as: Chairperson of ULBs, ward Parshad, Citizens & representative from various departments have been made on various platforms at City & State Level. The inputs of MPs and MLAs of concerned area have also been requested. Valuable suggestions given by such stake holders have been incorporated during preparation & finalization of SLIP. A workshop was organized by Urban Development & Housing Department in presence of Hon'ble minister, Urban Development and Housing Department on 8th July, 2015 where all the stakeholders of respective ULBs have expressed their views. A Two day handholding workshop was also organized in presence of MoUD and ULB officials on 27th -28th August 2015 at Ranchi, where the importance of mission and formation of SLIP etc. were discussed in detail. After following the instruction, SLIPs prepared by ULBs. The same examined in presence of MoUD officials on 14.09- 15.09.2015 at Ranchi. After detail discussion SLIPs and SAAP were finalized.

Important steps which have been considered while preparation of SAAP are mentioned below:

1. Principles of Prioritization

The state has prioritize and recommend projects for selection under AMRUT (AMRUT Guidelines; para 7). The State has identified projects based on gap analysis and financial strength of ULBs and choose those ULBs in the first year that have higher gaps in provision of water supply and sewerage. While prioritizing projects, universal coverage of water supply and sewerage has been given top priority. The proposed Smart City of Jharkhand, Ranchi has given maximum priority over all the ULBs. State has considered the formulae of calculation for Sewerage generation (80% of the household water supply) while giving the priorities to Sewerage projects. The outlines of prioritization of projects for current financial year is also enclosed at Annexure -I. Information. Information responding to the following questions, are mentioned below:-

- **Has consultation with local MPs/ MLAs, Mayors and Commissioners of the concerned ULBs been carried out prior to allocation of funding? (250 words)**

Yes, Local MPs/MLAs, Mayors and Commissioners of the concerned ULBs were consulted prior to allocation of funds to different sectors. The allocation of funds given in the SAAP is based on discussions held with MPs/MLAs, Mayors and Commissioners. As mentioned before, lot of consultation was carried out with ULBs. Apart from discussions at State level with Mission Directorate, discussion was done with stakeholders in presence of MoUD officials also.

- **Has financially weaker ULBs given priority for financing? (200 words)**

Yes, ULBs having poor financial positions have been given priority for allocation of funds such as: Adityapur, Hazaribag & Giridih.

- **Is the ULB with a high proportion of urban poor has received higher share? (250 words)**

Yes, ULBs having high proportion of urban poor have been given priority for fund allocation.

- **Has the potential Smart cities been given preference?**

Yes, capital city 'Ranchi' have been selected for preparation of smart city proposal under Smart City Mission. While preparing SAAP, the same has been kept in consideration and infrastructure gaps in Smart Cities have been taken on priority.

- **How many times projects are proposed in SAAP of the Central Assistance (CA) allocated to the State during 2015-16? (100 words)**

State has proposed projects amounting 3 times of the Central Assistance allocated for the financial year 2015-16.

- **Has the allocation to different ULBs within State is consistent with the urban profile of the state? (260 words)**

Yes. The amount under various GoI, GoJ and externally finance schemes such as JnNURM, UIDSSMT, and AMRUT is consistent with urban profile of the state.

2. Importance of O&M

It has been observed that ULBs pay little attention to the operation and maintenance of infrastructure assets created after completion of projects. This tendency on the part of implementing agencies leads to shear loss off national assets. Information regarding importance given to O&M is mentioned below against each question:

- **Has Projects being proposed in the SAAP include O&M for at least five years? (100 words)**

Yes, Projects proposed in the SAAP includes O&M for 5 years. State has decided to consider O&M of 5 years of every project as integral part of the original contract so that the agency/contractor who developed the assets shall be responsible for O&M of the same for 5 years period. The O&M cost shall be borne by the State & ULB through user charges. If there will be any gap in recovery of user charges, same shall be borne by ULB.

- **How O&M expenditures are propose to be funded by ULBs/ parastatal? (200 words)**

O&M expenditures of the assets created are proposed to be funded through recovery of user charges, reduction in losses and other modes i.e. PPP etc. If there will be any gap, the same shall be borne by ULB through its own resources.

- **Is it by way of levy of user charges or other revenue streams? (100 words)**

Though the focus of the state Govt. and ULB is to recover the O&M expenditure through user charges, however in some cases the gap of O&M expenditure will be borne by concerned ULB.

- **Has O&M cost been excluded from project cost for the purpose of funding? (100 words)**

Yes, O&M cost has been excluded from project cost for the purpose of funding and shall be borne by ULB through user charges. If there will be any gap in recovery of user charges, same shall be borne by ULB through its own resources.

- **What kind of model been proposed by States/ULBs to fund the O&M? Please discuss. (250 words)**

State has proposed to recover O&M by ULBs through imposing user charges. However user charges may not be sufficient to recover entire O&M cost, for which innovative proposals like energy saving projects, reuse of treated waste, reduction in NRW and other losses have been considered. The gap if still remains, shall be filled through ULBs fund/State support

- **Is it through an appropriate cost recovery mechanism in order to make them self-reliant and cost-effective? How? (250 words)**

State has proposed to recover O&M by ULBs through imposing user charges. However user charges may not be sufficient to recover entire O&M cost, for which innovative proposals like energy saving projects, reuse of treated waste, reduction in NRW and other losses have been considered. The gap if still remains, shall be filled through ULBs fund/State support.

3. Financing of Projects

Financing is an important element of the SAAP. Each state has been given the maximum share which will be given by the Central Government. (Para 5 of AMRUT Guidelines). The State has planned for the remaining resource generation at the time of preparation of the SAAP. The financial share of cities will vary across ULBs. Information responding to the following questions regarding financing of the projects proposed under AMRUT, in words has been indicated below:

- **How the residual financing (over and above Central Government share) is shared between the States, ULBs? (200 words)**

As per the mission guidelines GoI is providing 50% assistance for the mission cities having population upto 10 lacs and 1/3 assistance for mission cities having population above 10 lakhs. Government of Jharkhand will contribute 30% matching share from its own resources to the mission cities having population of upto 10 lakhs while contribution to mission cities of more than 10 lakhs population will be 40% of matching share. Remaining share shall be arranged by respective ULBs through their own resources or their fund allocation under 14th FC schemes. ULB share can be contributed through MLA/MP LAD funds also.

- **Has any other sources identified by the State/ULB (e.g. PPP, market borrowing)? Please discuss. (250 words)**

Yes, Government is trying to identify some alternative sources such as: World Bank etc. The state government is in active discussions with the World Bank for seeking loan assistance for sustainable urban infrastructure development, municipal service delivery improvement as well as urban governance and management improvement and capacity building. World Bank assistance is planned to further supplement the financial resources provided to the state of Jharkhand by MoUD under AMRUT, Swachh Bharat Mission and Smart Cities as well as the allocation to ULBs under 14th Central Finance Commission.

- **What is the State contribution to the SAAP? (it should not be less than 20 percent of the total project cost, Para 7.4 of AMRUT Guidelines) (150 words)**

State has decided to contribute 40% matching share for the cities having more than 10 lakhs population (Ranchi & Dhanbad). 30% of contribution to the cities having population of upto 10 lakhs shall be borne by state govt.

- **Whether complete project cost is linked with revenue sources in SAAP? How? (250 words)**

It has been attempted but if there will be VGF, the same shall be arranged by the ULBs through their own resources or funding/loan through financial institutions.

- **Has projects been dovetailed with other sectoral and financial programme of the Centre and State Governments? (250 words)**

Yes, all possible dovetailing/convergence of ongoing/sanctioned projects under JnNURM, UIDSSMT, Smart City funded have been given due consideration during preparation of the SLIPs of the ULBs.

- **Has States/UTs explored the possibility of using Public Private Partnerships (PPP), as a preferred execution model? Please discuss. (300 words)**

PPP is seriously under consideration and shall be detailed out during DPR preparation. All the assets created will be under Operation and maintenance of 5 years period for which provision will be kept in the bidding document. The work shall be awarded to the lowest bidder who will have to be maintain and operate the created asset, for which O&M charges shall be borne by the ULB.

- **Are PPP options included appropriate Service Level Agreements (SLAs) which may lead to the People Public Private Partnership (PPPP) model? How? (300 words)**

PPP is seriously under consideration and shall be detailed out during DPR preparation. While preparing DPR focus will not be only asset creation but on actual service delivery. Performance based output and payment shall be attempted with the objective of achieving desired service level

Abstract of the Project Fund

Name of State- Jharkhand

(Amount in Crores)

Name of ULBs	Water supply	Sewerage and Septage management	Storm Water Drainage	Urban Transport	Green Space & Parks	Total
Dhanbad	519.25	286.90	49.95	3.00	5.00	864.10
Ranchi	255.64	227.00	416.93	5.00	5.00	909.57
Deoghar	45.10	143.90	44.50	3.05	5.00	241.55
Adityapur	189.00	198.36	50.00	3.00	5.00	445.36
Chas	126.00	125.00	7.00	5.00	5.00	268.00
Hazaribag	245.00	228.00	200.00	4.00	5.00	682.00
Giridih	205.00	145.00	150.00	3.00	5.00	508.00
Total Project Cost of 7 Cities	1584.99	1354.16	918.38	26.05	35.00	3918.58

Table 1.1: Breakup of Total MoUD Allocation in AMRUT

Name of State –Jharkhand

FY- 2015-16

(Amount in Crores)

Total Central funds allocated to State	Allocation of Central funds for A&OE (@ 8% of Total given in column 1)	Allocation of funds for AMRUT (Central share)	Multiply col. 3 by x3) for AMRUT on col. 4 (project proposal to be three-times the annual allocation - CA)	Add equal (col. 4) State/ULB share	Total AMRUT annual size (cols.2+4+5)
1	2	3	4	5	6
57.07	4.85	52.23	156.68	156.68	318.21

Table 1.2.1: Abstract-Sector Wise Proposed Total Project Fund and Sharing Pattern

Name of State –Jharkhand

FY- 2015-16

(Amount in Crores)

Sl. No.	Sector	No of Projects	Centre	State	ULB	Convergence	Others	Total Amount
1	Water Supply	5	89.00	70.00	31.00	-	-	190.00
2	Sewerage & Septage Management	6	59.33	38.03	19.00	-	-	116.36
3	Drainage	0	0.00	0.00	0.00	-	-	0.00
4	Urban Transport	0	0.00	0.00	0.00	-	-	0.00
5	Green Spaces and Parks	7	3.50	2.50	1.00	-	-	7.00
	Grand Total	18	151.83	110.53	51.00	-	-	313.36

Table 1.2.2: Abstract-Break-up of Total Fund Sharing Pattern

Name of State –Jharkhand

FY- 2015-16

(Amount in Crores)

Sl. No.	Sector	Centre	State			ULBs			Convergence	Others	Total
		Mission	14th FC	Others	Total	14th FC	Others	Total			
1	Water Supply	89.00	-	70.00	70.00	24.80	6.20	31.00	-	-	190.00
2	Sewerage & Septage Management	59.33	-	38.03	38.03	15.20	3.80	19.00	-	-	116.36
3	Drainage	0.00	-	0.00	0.00	0.00	0.00	0.00	-	-	0.00
4	Urban Transport	0.00	-	0.00	0.00	0.00	0.00	0.00	-	-	0.00
5	Others	3.50	-	2.50	2.50	0.80	0.20	1.00	-	-	7.00
	Grand Total	151.83	-	110.53	110.53	40.80	10.20	51.00	-	-	313.36
										A.&O.E.	4.85
										Total SAAP Size	318.21

State Annual Action Plan (SAAP) - Jharkhand

Table 3.1: SAAP –Master Plan of all projects to achieve universal coverage during the current Mission period based on Table 2.1 (FYs 2015-16 to 2019-20)

Name of State- Jharkhand

(Amount in Crores)

Sl. No.	Name of ULB (Water supply and Sewerage)	Total number of projects to achieve universal coverage	Estimated Cost (₹ in Crores)	Number of years to achieve universal coverage
1	2	3	4	5
Water Supply				
1	Ranchi	1	255.64	4
2	Deoghar	1	45.10	4
3	Hazaribag	1	245.00	4
4	Giridih	1	205.00	4
5	Adityapur	1	189.00	4
6	Chas	1	126.00	4
7	Dhanbad	1	519.25	4
	Sub Total	7	1584.99	

State Annual Action Plan (SAAP) - Jharkhand

Sl. No.	Name of ULB (Water supply and Sewerage)	Total number of projects to achieve universal coverage	Estimated Cost (₹ in Crores)	Number of years to achieve universal coverage
1	2	3	4	5
Sewerage & Septage				
1	Ranchi	1	227.00	4
2	Deoghar	1	143.90	4
3	Hazaribag	1	228.00	4
4	Giridih	1	145.00	4
5	Adityapur	1	198.36	4
6	Chas	1	125.00	4
7	Dhanbad	1	286.90	4
	Sub Total	7	1354.16	
	Grand Total	14	2939.15	

Table 3.2.: Sector Wise Breakup of Consolidated Investments for all ULBs in the State

Name of State –Jharkhand

FY- 2015-16

(Amount in Crores)

Name of City	Water Supply	Sewerage and Septage Management	Drainage	Urban Transport	Green Spaces and Parks	Reforms and Incentives	Total Amount
1	2	3	4	5	6	7	8
Ranchi	70.00	40.36	0.00	0.00	1.00	Budget included in Table No. 4	111.36
Deoghar	20.00	16.00	0.00	0.00	1.00		37.00
Hazaribag	30.00	15.00	0.00	0.00	1.00		46.00
Giridih	0.00	15.00	0.00	0.00	1.00		16.00
Adityapur	30.00	15.00	0.00	0.00	1.00		46.00
Chas	40.00	15.00	0.00	0.00	1.00		56.00
Dhanbad	0.00	0.00	0.00	0.00	1.00		1.00
	190.00	116.36	0.00	0.00	7.00	0.00	313.36
Total Project Investment							313.36
A.&O.E							4.85
Grand Total							318.21

Table 3.3: SAAP- ULB Wise Source of Funds for All Sectors

Name of State –Jharkhand

Current Mission Period- 2015-20

(Amount in Crores)

Name of the City	Project Cost	Project for AMRUT	Centre	State			ULBs			Convergence	Others e.g. Incentive	Total
				14th FC	Others	Total	14th FC	Others	Total			
1	2	3	4	5	6	7	8	8	9	10	11	12
Ranchi	909.57	909.57	303.16	-	363.83	363.83	194.07	48.52	242.58	-	-	909.57
Deoghar	241.55	241.55	120.78	-	72.47	72.47	38.65	9.66	48.31	-	-	241.55
Hazaribag	682.00	682.00	341.00	-	204.60	204.60	109.12	27.28	136.40	-	-	682.00
Giridih	508.00	508.00	254.00	-	152.40	152.40	81.28	20.32	101.60	-	-	508.00
Adityapur	445.36	445.36	222.68	-	133.61	133.61	71.26	17.81	89.07	-	-	445.36
Chas	268.00	268.00	134.00	-	80.40	80.40	42.88	10.72	53.60	-	-	268.00
Dhanbad	864.10	864.10	288.00	-	345.64	345.64	184.36	46.09	230.46	-	-	864.10
Grand Total	3918.58	3918.58	1663.62	-	1352.94	1352.94	721.62	180.40	902.02	-	-	3918.58

Table 3.5: SAAP- – State level Plan for Achieving Service Level Benchmarks

Name of State –Jharkhand

Current Mission Period- 2015-20

Proposed Priority Projects	Total Project Cost	Indicator	Baseline	Annual Targets based on Master Plan (Increment from the Baseline Value)					
				FY 2016		FY 2017	FY 2018	FY 2019	FY 2020
				H1	H2				
Water Supply									
Water Supply Projects in all 7 AMRUT cities	1701.30	Household level coverage of direct water supply connections	29.00	-	-	10.00	20.00	41.00	-
		Per capita quantum of water supplied	82.00	-	-	-	12.00	41.00	-
		Quality of water supplied	98.50	-	-	-	1.50	-	-
Sewerage and Septage Management									
Sewerage and Septage Management Projects in all 7 AMRUT cities	1449.16	Coverage of latrines (individual or community)	75.00	-	-	10.00	15.00	-	-
		Coverage of sewerage network services	0	-	-	0.00	25.00	25.00	50.00
		Efficiency of Collection of Sewerage	4.00	-	-	-	25.00	25.00	46.00
		Efficiency in treatment	0.00	-	-	-	25.00	25.00	50.00

Table 3.6: SAAP- State Level Plan of Action for Physical and Financial Progress

Name of State -Jharkhand

FY- 2015-16

Name of the City	Performance Indicator	Baseline (%age) (as on date)	Mission target (%age)	For financial Year 2015-16			
				For Half Year 1		For Half Year 2	
				Physical Progress to be achieved	Funds to be Utilized	Physical Progress to be achieved (%age)	Funds to be Utilized (Rs in Crores)
Sector: Water Supply							
Ranchi	House hold level Coverage of water connections	48	100%	-	-	55	20.00
Deoghar		26	100%	-	-	35	10.00
Hazaribag		20	100%	-	-	35	10.00
Adityapur		20	100%	-	-	28	10.00
Chas		6	100%	-	-	15	10.00
Sector: Sewerage and Septage							
Ranchi	Coverage of Latrines	70	100%	-	-	100	NIL (Covered in SBM)
Deoghar		71	100%	-	-	100	NIL (Covered in SBM)
Hazaribag		60	100%	-	-	100	NIL (Covered in SBM)
Giridih		82	100%	-	-	100	NIL (Covered in SBM)
Adityapur		50	100%	-	-	100	NIL (Covered in SBM)
Chas		75	100%	-	-	100	NIL (Covered in SBM)
Dhanbad		40	100%	-	-	100	NIL (Covered in SBM)
Ranchi	Coverage of Sewerage Network	0	100%	-	-	20	35.00
Deoghar		0	100%	-	-	10	5.00
Hazaribag		0	100%	-	-	10	5.00
Giridih		0	100%	-	-	10	5.00
Adityapur		0	100%	-	-	10	5.00
Chas		0	100%	-	-	10	10.00

Table 4: SAAP - Broad Proposed Allocations for Administrative and Other Expenses

Name of State –Jharkhand

Current Mission Period- 2015-20

(Amount in Crores)

S. No.	Items proposed for A&OE	Total Allocation (in Cr)	Committed Expenditure from previous year (if any)	Proposed spending for Current Financial year	Balance to Carry Forward			
					FY-2017	FY-2018	FY-2019	FY-2020
1	Preparation of SLIP, SAAP and DPR	23.40	-	0.75	6.78	6.78	6.83	2.26
2	PDMC	15.00	-	0.50	4.25	4.25	3.50	2.50
3	Procuring Third Party Independent Review and Monitoring Agency	5.00	-	0.60	1.22	1.22	1.03	0.93
4	Publications (e-Newsletter, guidelines, brochures etc.)	1.00	-	0.25	0.22	0.22	0.19	0.12
5	Capacity Building and Training		-	-	-	-	-	-
	5.a)CCBP, if applicable -	10.00	-	0.31	3.20	3.20	2.04	1.36
	5.b) Others (Workshop & Seminars)	2.00	-	0.20	0.49	0.49	0.41	0.30
6	Reform implementation	8.00	-	1.00	2.25	2.25	1.50	1.00

State Annual Action Plan (SAAP) - Jharkhand

S. No.	Items proposed for A&OE	Total Allocation (in Cr)	Committed Expenditure from previous year (if any)	Proposed spending for Current Financial year	Balance to Carry Forward			
					FY-2017	FY-2018	FY-2019	FY-2020
7	Others		-	-	-	-	-	-
	Establishment Cost of State MMU & City MMU	9.10	-	0.84	2.07	2.07	2.07	2.07
	Supporting Cost includes local travel and Stationery	3.96	-	0.40	0.89	0.89	0.89	0.89
	Total	77.46	-	-	21.37	21.37	18.46	11.43

Note: Central share will be 4.85 crores for A.&O.E.

Table 5.1: SAAP - Reforms Type, Steps and Target for AMRUT Cities FY-2015-2016

Name of State –Jharkhand

FY- 2015-16

Sl. No.	Type	Steps	Implementation Timeline	Target to be set by states in SAAP		Remarks (Present Status)
				Oct 2015 to Mar 2016	Apr to Sep 2016	
1	E-Governance	Digital ULBs				Partially implemented and to be fully achieved within prescribed timeline
		1. Creation of ULB website.	6 months	Yes	-	
		2. Publication of e-newsletter, Digital India Initiatives.	6 months	Yes	-	
		3. Support Digital India (ducting to be done on PPP mode or by the ULB itself).	6 months	Yes	-	
2	Constitution and professionalization of municipal cadre	1. Policy for engagement of interns in ULBs and implementation.	12 months	-	Yes	Partially implemented and to be fully achieved within prescribed timeline
3	Augmenting Double entry accounting	1. Complete migration to double entry accounting system and obtaining an audit certificate to the effect from FY 2012-13 onwards.	12 months	-	Yes	Partially implemented and to be fully achieved within prescribed timeline
		2. Publication of annual financial statement on website	Every Year	-	Yes	

State Annual Action Plan (SAAP) - Jharkhand

Sl. No.	Type	Steps	Implementation Timeline	Target to be set by states in SAAP		Remarks (Present Status)
				Oct 2015 to Mar 2016	Apr to Sep 2016	
4	Urban Planning and City Development Plans	1. Improvement Plans (SLIP), State Annual Action Plans (SAAP).	6 months	Yes	-	SLIP & Tentative SAAP Prepared
		2. Make action plan to progressively increase Green cover in cities to 15% in 5 years.	6 months	Yes	-	To be Prepared
		3. Develop at least one Children Park every year in the AMRUT cities.	Every Year	-	Yes	Provision taken in SLIP
		4. Establish a system for maintaining of parks, playground and recreational areas relying on People Public Private Partnership (PPPP) model.	12 months	-	Yes	To be Established
5	Devolution of funds and functions	1. Ensure transfer of 14th FC devolution to ULBs.	6 months	Yes	-	Transferred
		2. Appointment of State Finance Commission (SFC) and making decisions.	12 months	-	Yes	SFC formed and the Recommendation of 1st SFC will be fully implemented within prescribe time period
		3. Transfer of all 18 function to ULBs.	12 months	-	Yes	Transferred

State Annual Action Plan (SAAP) - Jharkhand

Sl. No.	Type	Steps	Implementation Timeline	Target to be set by states in SAAP		Remarks (Present Status)
				Oct 2015 to Mar 2016	Apr to Sep 2016	
6	Review of Building by-laws	1. Revision of building bye laws periodically.	12 months	-	Yes	To be accomplished within the prescribed time period
		2. Create single window clearance for all approvals to give building permissions	12 months	-	Yes	
7a	Municipal tax and fees improvement	1. At least 90% coverage.	12 months	-	Yes	To be achieved within prescribed time period
		2. At least 90% collection.	-	-	-	
		3. Make a policy to, periodically revise property tax, levy charges and other fees.	-	-	-	To be accomplished within the prescribed time period
		4. Post Demand Collection Book (DCB) of tax details on the website.	-	-	-	
		5. Achieve full potential of advertisement revenue by making a policy for destination specific potential having dynamic pricing module	-	-	-	

State Annual Action Plan (SAAP) - Jharkhand

Sl. No.	Type	Steps	Implementation Timeline	Target to be set by states in SAAP		Remarks (Present Status)
				Oct 2015 to Mar 2016	Apr to Sep 2016	
7a	Improvement in levy and collection of user charges	1. Adopt a policy on user charges for individual and institutional assessments in which a differential rate is charged for water use and adequate safeguards are included to take care of the interests of the vulnerable.	12 months	-	Yes	To be achieved within the prescribed time period
		2. Make action plan to reduce water losses to less than 20% and publish on the website.	-	-	-	
		3. Separate accounts for user charges.	-	-	-	
		4. At least 90% billing.	-	-	-	
		5. At least 90% collection	-	-	-	
8	Energy and Water audit	1. Energy (Street lights) and Water Audit (including non-revenue water or losses audit).	12 months	-	Yes	To be achieved within prescribed time period
		2. Making STPs and WTPs energy efficient.	-	-	-	

State Annual Action Plan (SAAP) - Jharkhand

Sl. No.	Type	Steps	Implementation Timeline	Target to be set by states in SAAP		Remarks (Present Status)
				Oct 2015 to Mar 2016	Apr to Sep 2016	
		3. Optimize energy consumption in street lights by using energy efficient lights and increasing reliance on renewable energy.	-	-	-	

Table 5.2: SAAP - Reforms Type, Steps and Target for AMRUT Cities FY-2016-2017

Name of State –Jharkhand

FY- 2016-17

Sl. No.	Type	Steps	Implementation Timeline	Target to be set by states in SAAP				Present Status/ Issue If Any
				Oct 2015 to Mar 2016	Apr to Sep 2016	Oct 2016 to Mar 2017	Apr to Sept 2017	
1	E-Governance	1. Coverage with E-MAAS (from the date of hosting the software) <ul style="list-style-type: none"> • Registration of Birth, Death and Marriage, • Water & Sewerage Charges, • Grievance Redressal, • Property Tax, • Advertisement tax, • Issuance of Licenses, • Building Permissions, • Mutations, • Payroll, • Pension and e-procurement 	24 months	-	-	-	Yes	Partially implemented and will be fully achieved within the Prescribed time period
2	Constitution and professionalization of municipal cadre	1. Establishment of municipal cadre.	24 months	-	-	-	Yes	Municipal Cadre formed and requisition

State Annual Action Plan (SAAP) - Jharkhand

Sl. No.	Type	Steps	Implementation Timeline	Target to be set by states in SAAP				Present Status/ Issue If Any
				Oct 2015 to Mar 2016	Apr to Sep 2016	Oct 2016 to Mar 2017	Apr to Sept 2017	
		2. Cadre linked training.						given to Jharkhand Public Service Commission (JPSC) for recruitment and to be fully achieved within prescribed timelines
3	Augmenting double entry accounting	1. Appointment of internal auditor.	24 months	-	-	-	Yes	To be achieved within the prescribed time period
4	Urban Planning and City Development Plans	1. Make a State Level policy for implementing the parameters given in the National Mission for Sustainable Habitat	24 months	-	-	-	Yes	To be accomplished within the Prescribed time period
5	Devolution of funds and functions	1. Implementation of SFC recommendations within timeline.	24 months	-	-	-	Yes	Partially implemented and will be fully achieved within the

State Annual Action Plan (SAAP) - Jharkhand

Sl. No.	Type	Steps	Implementation Timeline	Target to be set by states in SAAP				Present Status/ Issue If Any
				Oct 2015 to Mar 2016	Apr to Sep 2016	Oct 2016 to Mar 2017	Apr to Sept 2017	
								Prescribed time period
6	Review of Building by-laws	1. State to formulate a policy and action plan for having a solar roof top in all buildings having an area greater than 500 square meters and all public buildings	24 months					Policy for Action Plan, partially implemented and will be accomplished within the prescribed time period
		2. State to formulate a policy and action plan for having Rainwater harvesting structures in all commercial, public buildings and new buildings on plots of 300 sq. meters and above	24 months	-	-	-	Yes	

State Annual Action Plan (SAAP) - Jharkhand

Sl. No.	Type	Steps	Implementation Timeline	Target to be set by states in SAAP				Present Status/ Issue If Any
				Oct 2015 to Mar 2016	Apr to Sep 2016	Oct 2016 to Mar 2017	Apr to Sept 2017	
7	Establish and operationalize financial intermediary- pool finance, access external funds, float municipal bonds	1. Establish and operationalize financial intermediary- pool finance, access external funds, float municipal bonds.	24 months	-	-	-	Yes	To be accomplished within the prescribed time period
8	Credit Rating	1. Complete the credit ratings of the ULBs.	24 months	-	-	-	Yes	To be accomplished within the prescribed time period
9	Energy and Water audit	1. Give incentives for green buildings (e.g. rebate in property tax or charges connected to building permission/development charges).	24 months	-	-	-	Yes	To be accomplished within the prescribed time period

Table 5.3: SAAP - Reforms Type, Steps and Target for AMRUT Cities FY-2017-2018

Name of State –Jharkhand

FY- 2017-18

Sl. No.	Type	Steps	Implementat ion Timeline	Target to be set by states in SAAP						Present Status/ Issue If Any
				Oct 2015 to Mar 2016	Apr to Sep 2016	Oct 2016 to Mar 2017	Apr to Sept 2017	Oct to March 2018	Apr to Sept 2018	
1	E-Governance	1. Personnel Staff management. 2. Project management	36 months	-	-	-	-	-	Yes	To be achieved within the prescribed time period
2	Urban Planning and City Development Plans	1. Establish Urban Development Authorities.	36 months	-	-	-	-	-	Yes	To be completed within the prescribed timelines

State Annual Action Plan (SAAP) - Jharkhand

Sl. No.	Type	Steps	Implementation Timeline	Target to be set by states in SAAP						Present Status/ Issue If Any
				Oct 2015 to Mar 2016	Apr to Sep 2016	Oct 2016 to Mar 2017	Apr to Sept 2017	Oct to March 2018	Apr to Sept 2018	
3	Swachh Bharat Mission	<ol style="list-style-type: none"> 1. Elimination of open defecation. 2. Waste Collection (100%), 3. Transportation of Waste (100%). 4. Scientific Disposal (100%). 5. The State will prepare a Policy for Right-sizing the number of municipal functionaries depending on, say, population of the ULB, generation of internal resources and expenditure on salaries. 	36 months	-	-	-	-	-	Yes	Partially implemented and to be accomplished within the prescribed time period.

Table 5.4: SAAP - Reforms Type, Steps and Target for AMRUT Cities FY-2018-2019

Name of State –Jharkhand

FY- 2018-19

Sl No	Type	Steps	Implementation Timeline	Target to be set by states in SAAP								Present Status/ Issue If Any
				Oct 2015 to Mar 2016	Apr to Sep 2016	Oct 2016 to Mar 2017	Apr to Sept 2017	Oct to Mar , 2018	Apr to Sept, 2018	Oct to Mar, 2019	Apr to Sept, 2019	
1	Urban Planning and City Development Plans	Preparation of Master Plan using GIS	48 months	-	-	-	-	-	-	-	-	Will be accomplished within the prescribed time period

Table 7.1: SAAP - ULB level Individual Capacity Development Plan (State level Plan)

Name of State –Jharkhand

FY- 2015-16

Form 7.1.1 - Physical

Sl. No.	Name of the Department/Position	Total no. of functionaries (officials/elected representatives) identified at start of Mission (2015)	Numbers trained during last FY (s)	No. to be trained during the current FY	Name(s) of Training Institute for training during the current FY	Cumulative numbers trained after completion of current FY 2015-16
1	Elected Representatives	630	-	90	ATI / SIRD/ XISS/XLRI/ UNICEF/ DW & S Dept., Ranchi, Jharkhand/Any Other competent Institutions	450
2	Administration Department	900	-	90		
3	Finance Department	900	-	90		
4	Engineering and Public Health Department	900	-	90		
5	Town Planning Department	900	-	90		
	Total	4230	-	450	-	450

Table 7.1: SAAP - ULB level Individual Capacity Development Plan (State level Plan)

Name of State -Jharkhand

FY- 2015-16

Form 7.1.2 - Financial

Sl. No.	Name of the Department/Position	Cumulative funds released upto current FY	Total expenditure upto current FY	Unspent funds available from earlier release	Funds required for the current FY to train the number given in Form 1 (INR Crore)
1	Elected Representatives	-	-	-	0.07
2	Administration Department	-	-	-	0.06
3	Finance Department	-	-	-	0.06
4	Engineering and Public Health Department	-	-	-	0.06
5	Town Planning Department	-	-	-	0.06
				Total Amount	0.31

Table 7.2: Annual Action Plan for Capacity Building

Name of State –Jharkhand

FY- 2015-16

Form 7.2.1 - Fund Requirement for Individual Capacity Building at ULB level

Sl. No.	Division	Div. Head Quarter	No. of Dist.	No. of ULBs	Total numbers to be trained in the current financial year, department wise						Name of the Training Institution (s) identified	No. of Training Programmes to be conducted	Fund Reqd. in current FY (₹ in Crore)
					Elected Reprs.	Finance Dept.	Engineering Dept.	Town Planning Dept.	Admin. Dept.	Total			
1	South Chhotanagpur	Ranchi	5	6	13	12	21	20	19	85	ATI / SIRD/ XISS/XLRI/UNICEF/ DW & S Dept., Ranchi, Jharkhand/Any Other competent Institutions	3	0.06
2	Santhal Pargana	Dumka	6	10	9	8	7	8	12	44		2	0.04
3	Kolhan	Chaibasa	3	8	8	8	7	7	9	39		2	0.04
4	North Chhotanagpur	Hazaribag	7	10	52	55	48	50	45	250		6	0.13
5	Palamau	Medninagar	4	7	8	7	7	5	5	32		2	0.04
Total			25	41	90	90	90	90	90	450		15	0.31

Note: All ULBs of the state has been considered for individual capacity building plan.

Table 7.2: Annual Action Plan for Capacity Building

Name of State –Jharkhand

FY- 2015-16

Form 7.2.2 - Fund Requirement for State level activities

Sl. No.	State Level activities	Total expenditure upto current FY	Unspent funds available from earlier releases	Funds required for the current FY (In Crore)
1	RPMC (SMMU)	NA	NA	0.30
2	UMC			0.00
3	Others (Workshops, Seminars, etc.) are approved by NIUA			0.31
4	Institutional/ Reform			1.00
	Total	-	-	1.61

Table 7.2.3: Annual Action Plan for Capacity Building

Name of State -Jharkhand

FY- 2015-16

Form 7.2.3 - Total Fund Requirement for Capacity Building

Sl. No.	Fund requirement	Individual (Training & Workshop)	Institutional/ Reform	SMMU/RPMC/CMMU	Others	Total (In Crore)
1	Total release since start of Mission (2015)	-	-	-	-	-
2	Total utilisation-Central Share	-	-	-	-	-
3	Balance available-Central Share	-	-	-	-	-
4	Amount required-Central Share	-	-	-	-	-
5	Total fund required for capacity building in current FY 2015-16	0.52	1.00	1.24	0.00	2.76

PRINCIPLE OF PRIORTIZATION

Water Supply Projects (FY-2015-16)						Annexure-I (Amount in Crores)
S.No	Name of the City	Household level Coverage of Water Supply Connection in %age	Per Capita Quantum of Water Supplied in LPCD	Project Cost Demanded by the Cities under AMRUT for Project Period	Project Cost Demanded by the Cities under AMRUT FY 2015-16	Priority No of the Projects
1	RANCHI	48.00	135.00	255.64	70.00	1
2	DEOGHAR	26.00	69.33	45.10	20.00	5
3	HAZARIBAG	19.68	77.34	245.00	0.00	3
4	GIRIDIH	30.90	16.00	205.00	20.00	To be covered in the upcoming years
5	ADITYAPUR	20.00	60.00	189.00	30.00	4
6	CHAS	6.36	40.00	126.00	40.00	2
7	DHANBAD	21.00	95.00	519.25	0.00	To be covered in the upcoming years
Total for Mission Period (FY 2015- 19)				1584.99	190.00	
Total for Current Year (FY 2015 - 16)				190.00		


Sewerage and Septage Management (FY-2015-16)

(Amount in Crores)

Sl. No.	Name of the City	Per Capita Quantum of Water Supplied	Coverage of Latrines	Coverage of Sewer Network (%age)	Project Cost Demanded by Cities under AMRUT for the Project Period	Project Cost Demanded by the Cities under AMRUT FY 2015-16	Priority of the Project
			Existing	Existing			
1	RANCHI	135.00	61.00	0.00	-	-	-
1.a	Zone 1				227.00	40.36	1
1.b	Zone 2				0.00	0.00	Project Converged with Other Schemes
1.c	Zone 3&4				0.00	0.00	
2	DEOGHAR	69.33	71.00	0.00	143.90	16.00	5
3	HAZARIBAG	113.33	60.00	0.00	228.00	15.00	4
4	GIRIDIH	16.00	82.00	0.00	145.00	15.00	3
5	ADITYAPUR	35.00	50.00	0.00	198.36	15.00	2
6	CHAS	40.00	75.00	0.00	125.00	15.00	6
7	DHANBAD	95.00	40.00	0.00	286.90	0.00	To be covered in the upcoming years
Total for Mission Period (FY 2015- 19)					1354.16	116.36	
Total for Current Year (FY 2015 - 16)					116.36		

Note - Basis of Prioritization

As per the AMRUT guidelines universal coverage of water and sewerage is a national priority. Water supply coverage in public sector is less, but people are using water from private sources and sewerage is generated. As the sewerage system is non-existent in most of the cities, the universal coverage of water supply and sewerage is taken simultaneously.



SUBMITTED BY:

**STATE URBAN DEVELOPMENT AGENCY (SUDA)
URBAN DEVELOPMENT & HOUSING DEPARTMENT
GOVERNMENT OF JHARKHAND**