

Table of Contents

Sl. No.	Chapters	Page No.
1	Checklist	1
2	Minutes Of State's High Power Steering Committee (SHPSC)	2
3	Atal Mission For Rejuvenation & Urban Transformation (AMRUT)	4
4	Urban Scenario In Mizoram	5
5	Mizoram Amrut Mission City: Aizawl	6
6	State Annual Action Plan (SAAP): Mizoram	10
7	Abstract Of Project Fund	16

1. CHECKLIST – CONSOLIDATED STATE ANNUAL ACTION PLAN OF ALL ULBS TO BE SENT FOR ASSESSMENT BY MOUD (AS PER TABLE 6.2)

Sl.No.	Points of Consideration	Yes/No	Give Details
1.	Have all the Cities prepared SLIP as per the suggested approach?	Yes	Universal coverage of Water supply and Sewerage/ septage is given priority. However, due to convergence of other schemes the gap of water supply is minimal at this stage. Therefore, storm water drains is given top priority.
2.	Has the SAAP prioritized proposed investments across cities?	Yes	Priority has been given for Water Supply and Sewerage as per AMRUT guidelines looking into existing service level across Aizawl Municipal Council areas, being the only selected city in Mizoram.
3.	Is the indicator wise summary of improvements proposed (both investments and management improvements) by State in place?	Yes	As per requirement, indicator wise improvement proposal for investment and management (both) has been considered.
4.	Have all the cities under Mission identified/done baseline assessments of service coverage indicators?	Yes	Baseline assessment of service coverage has been done for the selected city i.e. Aizawl Municipal Council area.
5.	Are SAAPs addressing an approach towards meeting Service Level Benchmarks agreed by Ministry for each Sector?	Yes	SAAP has been prepared to meet Service Level Benchmark as agreed by ministry for each sector.
6.	Is the investment proposed commensurate to the level of improvement envisaged in the indicator?	Yes	The proposed investment matches with Service Level Improvement envisaged in the indicated.
7.	Are State Share and ULB share in line with proposed Mission approach?	Yes	State share and ULB share has been planned in the line of proposed mission approach.
8.	Is there a need for additional resources and have state considered raising additional resources (State programs, aided projects, additional devolution to cities, 14th Finance Commission, external sources)?	Yes	Efforts are being made to mobilize additional financial resources through 14 th FC, ADB assistance, Swachh Bharat Mission, Smart Cities, etc.

9.	Does State Annual Action Plan verify that the cities have undertaken financial projections to identify revenue requirements for O&M and repayments?	Yes	SAAP has been prepared considering O&M charges to be reimbursed by User Charges. The cost of O&M charges will be borne by the State and ULB. Additional fund will be required for O&M and repayment shall be worked out while preparing DPR.
10.	Has the State Annual Action Plan considered the resource mobilization capacity of each ULB to ensure that ULB share can be mobilized?	Yes	Current Financial condition of respective ULBs has been considered while preparing SAAP. If required, additional funds shall be raised through financial institutions and other sources.
11.	Has the process of establishment of PDMC been initiated?	Yes	The process for establishment of PDMC has been initiated.
12.	Has a roadmap been prepared to realize the resource potential of the ULB?	Yes	The resource potential of ULB has been considered. If the ULB is financially weak, alternate fund sources will be arranged by the State..
13.	Is the implementation plan for projects and reforms in place (Timelines and yearly milestones)?	Yes	The timelines and milestones has been set for achieving the reforms under scheduled period.
14.	Has the prioritization of projects in ULBs been done in accordance with para 7.2 of the guidelines?	Yes	Prioritization has been given in Water Supply and Sewerage in accordance with para 7.2 of mission guidelines by the ULB.

(DR.C.VANLALRAMSANGA)

Secretary

Urban Development & Poverty Alleviation
Department
& State Mission Director- AMRUT, Mizoram

2. MINUTES OF STATE'S HIGH POWER STEERING COMMITTEE (SHpsc) MEETING

3. ATAL MISSION FOR REJUVENATION & URBAN TRANSFORMATION (AMRUT)

Atal Mission for Rejuvenation and Urban Transformation (AMRUT) was launched on the 25th June, 2015 by the Ministry of Urban Development (MoUD), Government of India with the aim to provide basic services to households and build amenities in urban areas to improve the quality of life for all the residents, especially the poor and disadvantaged. Five Hundred cities having population of more than 1 Lakh and some cities situated on stems of main rivers, a few capital cities and important cities located in hilly areas, island and tourist areas will be benefitted by the mission. Mizoram has been allocated 1 city i.e., Aizawl, the capital of Mizoram state as AMRUT City. The objectives of AMRUT are in line with a project approach system to ensure basic infrastructure services relating to the following:-

- ❖ Ensure that every household has access to a tap with assured supply of water and a sewerage connection.
- ❖ increase the amenity value of cities by developing greenery and well maintained open spaces (e.g. parks) and,
- ❖ reduce pollution by switching to public transport or constructing facilities for non-motorized transport (e.g. walking and cycling)

In the AMRUT, MoUD has changed the tradition to give project-by-project sanctions. MoUD will not appraise individual projects. It is link to promotion of urban reforms such as e-governance, constitution of professional municipal cadre, devolving funds and functions to urban local bodies etc. This has been replaced by approval of the State Annual Action Plan once a year by the MoUD and the States have the flexibility of constructing and designing projects to suit their identified needs. Besides these, sanctions and approval of projects at their end will be made possible in AMRUT. Government of India will provide 50 per cent of the project cost to the cities less than 10 Lakh and 1/3rd of the project cost to the cities having a population of more than 10 Lakhs. Central assistance will be released in three installments in the ratio of 20:40:40 based on achievement of milestones indicated in State Annual Plans.

The mission will focus on following thrust areas:

- ❖ Water Supply,
- ❖ Sewerage facilities and septage management,
- ❖ Storm Water drains to reduce flooding (*landslide, sinking area etc for hilly cities*)
- ❖ Pedestrian, non-motorized and public transport facilities, parking spaces,
- ❖ Enhancing amenity value of cities by creating and upgrading green spaces, parks and recreation centers, especially for children.

(O&M of 5 years will be included in the scheme)

Cooperative Federalism and Improvement in Service Delivery are the attributes of the Mission. By this, Government of India is giving the freedom to the states as well as ULBs to design and implementation of proposed work. Government of India focus on infrastructure that leads to delivery of services to citizens. For this, they have incentivised the urban reforms & provisioned individual and institutional capacity building programs.

4. URBAN SCENARIO IN MIZORAM

Mizoram is one of the north eastern states of India, and like its sister states it is rich in every aspect of nature and culture. Spreading of a small population of about 10 lakhs over an area of 20000 kilometer square, has led to a low population density of 52 per kilometer square, which makes Mizoram the third state in India with the lowest population density, as shown by the Mizoram state census in 2011. The density has increased in last 10 years. The population of Mizoram forms 0.09 percent of India in Census 2011. The percentage of literate population is in the 90's, and has also been subjected to positive increment. Aizawl is the main city in Mizoram and it is also the state capital.

Urbanisation in Mizoram as a whole is growing at a much faster rate than the growth of infra-structure and service sector to cope with it. Aizawl, the State capital has the highest concentration of urbanisation. There are a number of factors responsible for the high growth of urban population in the state. Migration of people from rural areas to urban areas in search of livelihood is one of the major reasons. Natural growth of population; i.e. birth rate is higher than death rate in urban areas, expansion of town areas especially addition of new towns to the already existing ones and many other reasons.

The rapid urbanisation has its healthy aspects as well as unhealthy ones. The urbanisation associated with development is something normal as has been the experience of present developed countries. In the process of development, many industrial and service sectors came into existence and expanded employment opportunities. While there are a number of benefits associated with urbanisation, there are various problems. The state capital Aizawl along with other major towns in Mizoram is now having civic problems as in the case of any other growing towns in India. These problems are in the nature of civic inconveniences, insufficient water supply, sanitation, sewerage and drainage problems, congestion in traffic movements, pollution in environment and many other more.

To meet the major problems and to bridge the gap as analysed in SLIPs in AMRUT Mission Thrust areas, the AMRUT City is expected to have a tremendous improvement in the quality of life after implementation of the Mission along with the on-going projects specially in the sector of Water Supply, Septage Management & Bio-digester, Development of Drains and Roadside Drains, Urban Transport and Creation of Green Space & Parks.

MIZORAM FACT SHEET (AS PER CENSUS 2011):

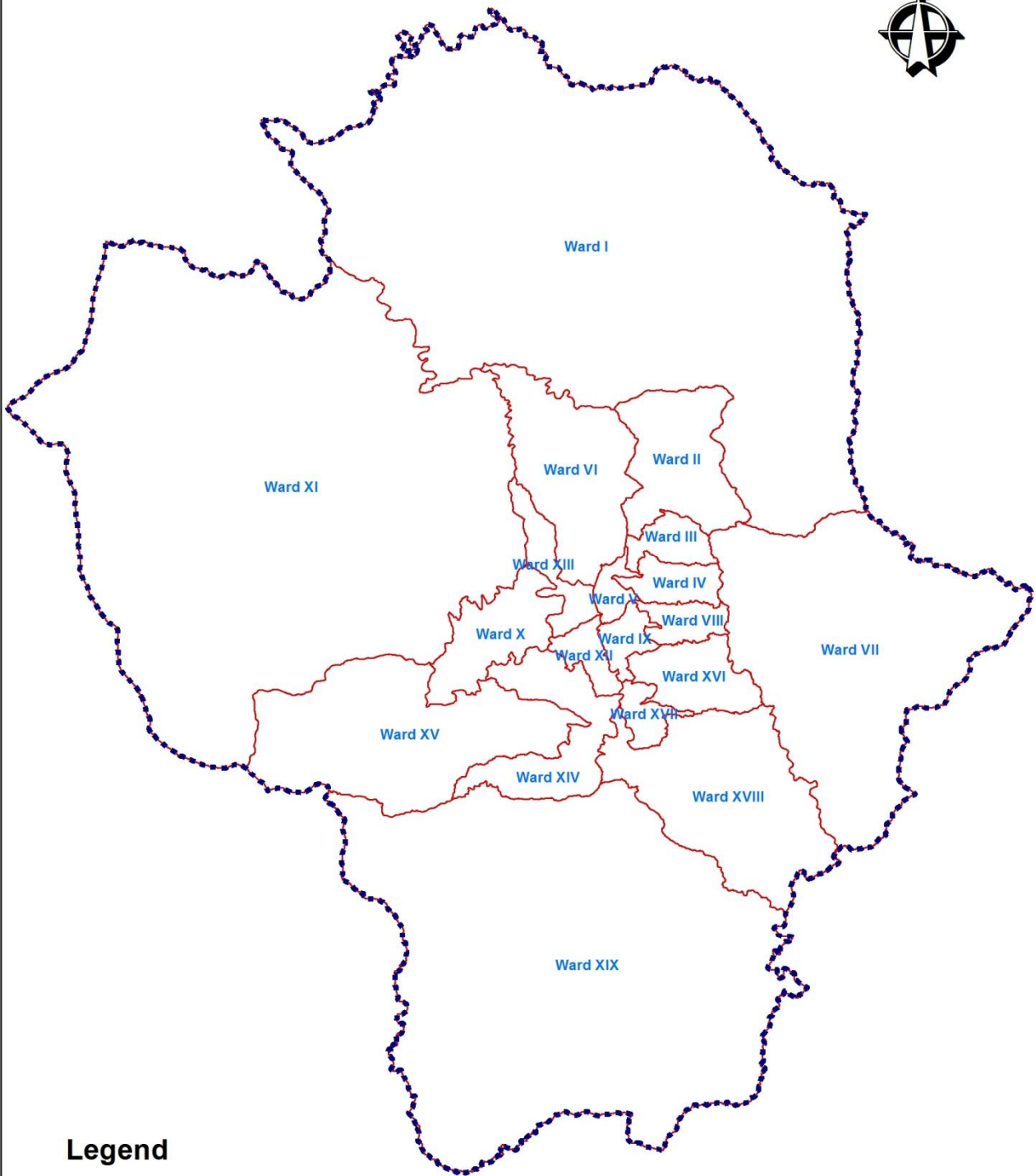
SL	TOTAL GEOGRAPHIC AREA	21,087 Sq.km
1	Total Population	1,091,014
2	Decadal Population Growth (2001-2011)	22.78%
3	Density	52 Sq. km
4	No. Districts	8 Districts
5	No. of Towns	23 Towns
6	Capital/Population	Aizawl / 3,121,837
7	Most Populated Urban Area/Urbanisation Percentage	Aizawl / 51.52%
8	Major Towns	8
9	Total Census Towns	23
10	Literacy Rate	91.58%
11	Per Capita Income	Rs. 50596

5. MIZORAM AMRUT MISSION CITY: AIZAWL

Ministry of Urban Development has selected the capital city i.e. Aizawl in the State of Mizoram. Aizawl Municipal Council is the only Urban Local Body in Mizoram. Aizawl Municipal Council was constituted in the year 2008. The AMC office is being administered by one council Chairman, Vice Chairman and three executive members. It consists of 19 elected members representing 19 wards of the city appointed by the Governor of Mizoram. One-third of the total membership is reserved for women; these six seats shall be rotated after every five years. The tenure of the council is five years. There is a Ward Committee in every ward that consists of a Chairman, who is an elected councilor from that ward, and two members each from all the local council within the ward. There are 83 local councils having a term of 3 years. The total number of population is 295002 and the total number of households is 61008 in Aizawl Municipal Council areas.



WARD MAP OF AIZAWL MIZORAM



Legend

-  municipal
-  ward

1:80,000



Prepared By UD&PA

5.1 MANAGEMENT OF THE MISSION

The projects are identified after due consultation with the stakeholders, ULB and concerned Departments and prepared the Service Level Improvement Plans (SLIPs) on the specified format availed by MoUD. The SLIPs are aggregated to form State Annual Action Plan. The prepared SAAP is submitted to State Level High Powered Steering Committee (SHPSOC) for consideration and approval. With the recommendation of SHPSOC, SAAP will be sent to Apex Committee for approval.

PROGRAM MANAGEMENT STRUCTURE

NATIONAL LEVEL



STATE LEVEL HIGH POWERED STEERING COMMITTEE

Chairman:	Chief Secretary, Government of Mizoram
Member Secretary:	Secretary, UD&PA Department
Members:	Secretary, Finance Department
	Secretary, Planning Department
	Secretary, PHE Department
	Secretary, Environment & Forest Department
	Secretary, Land Revenue & Settlement Department
	Representative of MoUD, Govt. of India
	Director, UD&PA Department
	Chief Executive Officer, Aizawl Municipal Council



STATE LEVEL TECHNICAL COMMITTEE

Chairman:	Secretary, UD&PA Department
Member Secretary:	Director, UD&PA Department
Members:	Engineer-in Chief, PHED
	Engineer-in Chief, PWD
	Engineer-in Chief, Power & Electricity Department
	Director, Land Revenue & Settlement
	Secretary, Environment & Forest Department
	Representative of Finance Department
	Representative of CPHEEO, MoUD, Govt. of India
	Program Director, SIPMIU



CITY LEVEL

ULB will be responsible for Implementation of the Mission

5.2 FUNDING PATTERN:

ACA will be released in three installments i.e. 20:40:40 and the funding pattern is 50 (Central share) : 50 (State Share)

- 1st installment on approval of SAAP by the Apex Committee.
- 2nd and 3rd installments on receipt of 75% utilization of fund and meeting 'Service Level Benchmark' as per the guidelines.

Total Fund Sharing in AMRUT

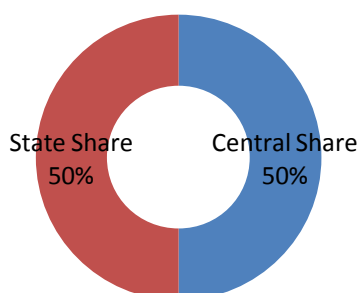
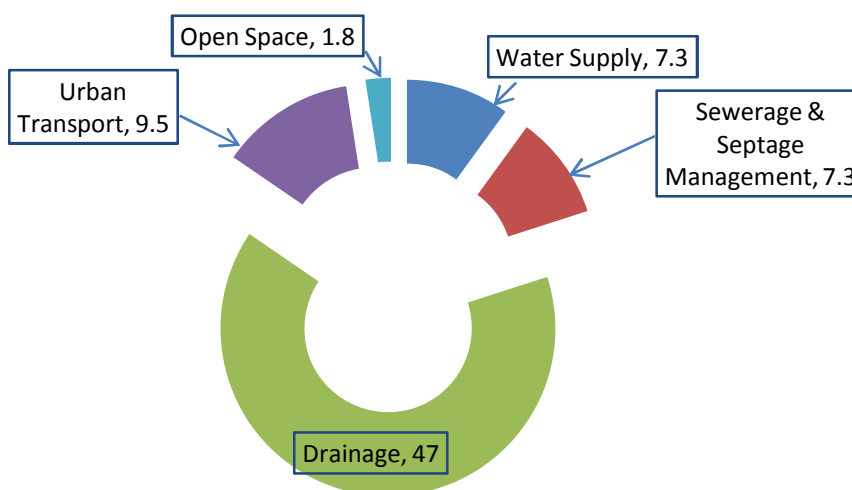


Figure: Sector Wise Fund Sharing Pattern

Sl. No.	Sector	Total Rs. In Crore
1	Water Supply	7.3
2	Sewerage & Septage Management	7.3
3	Drainage	47
4	Urban Transport	9.5
5	Open Spaces	1.8
6.	Grand Total	73



6. STATE ANNUAL ACTION PLAN (SAAP): MIZORAM

AMRUT mission will provide project funds to ULBs through the States on the basis of proposals submitted in State Annual Action Plan (SAAP). SAAP is the State Annual Action Plan prepared based on the Service Level Improvement Plan (SLIP) indicating the year-wise improvements in Water-Supply, Septage Management & Bio-digester, Development of Drains and Roadside Drains, Urban Transport and Creation of Green Space & Parks. SAAP is prepared based on the SLIP submitted by the ULB. While preparing SAAP information responding to the following questions, are mentioned below:-

- **Has the State Government diagnosed service level gaps?**

Yes, State Government has diagnosed service level gaps for the State as per information provided by the ULB and concerned Departments. The SLIPs submitted by the ULB was prepared after due consultation with various stakeholders. Service level gaps have been diagnosed as mentioned in SLIP.

- **Has the State planned for and financed capital expenditure?**

Yes, State Government agreed to provide 50% matching share against Capital Expenditure. The State share shall be borne by the ULB from their fund allocation under 14th Finance Commission or through any resources which can be allocated.

- **Has the State moved towards achievement of universal coverage in water supply and sewerage/septage?**

Yes, the gap in universal coverage of water supply has been addressed by the state. These gaps is identified by the concerned department (PHED) in co-ordination with the Nodal Department and envisaged in their SLIPs. There is little area where schemes are under implementation/completion stage. Such schemes are approved under JnNURM or State fund and ADB projects. The funds available for ongoing/approved schemes has been considered and ensured the project requirement for reaching the Service Level Benchmarks and Universal Coverage. There is no sewerage system in the state as such hence mentioned the phase/zone wise plans to achieve the Universal Coverage.

- **What is the expected level of the financial support from the Central Government and how well have State/ULB and other sources of finance been identified and accessed?**

As per the mission guidelines Govt. of India shall provide 50% assistance for the mission cities having population upto 10 lakhs and 1/3rd assistance for mission cities having population above 10 lakhs. State will contribute the rest amount through different resources (State Share/ADB funded projects/PPP model, 14th Finance Commission etc.). They may arrange the funds through

financing from financial institutions as well. ULB share can also be contributed through MLA/MP LAD funds also or from special assistance from State.

- **How fairly and equitably have the needs of the ULBs been given due consideration?**

The SLIPs submitted by the ULB have been prepared after incorporating data and suggestions received from different stake holders in the consultation meeting held under leadership of the Hon'ble Minister of State, Urban Development & Poverty Alleviation Department, Government of Mizoram. Although, these consultation has done for all the components of the mission but, priority given to the universal coverage of water supply and Septage Management & Bio-digester.

- **Have adequate consultations with all stakeholders been done, including citizens, local MPs and other public representatives?**

Yes, a sufficient consultation with all stakeholders has been done. All concerned departments and elected representatives have been consulted such as the ULB, PHED, PWD, Transport Department, Environment & Forest Deptt., and LAD etc. A 2 days Handholding Session for SLIP preparation organized by the Ministry of Urban Development, Government of India at Guwahati on the 1st and 2nd September, 2015 was attended by ULB and nodal department of Mizoram. Valuable suggestions given by such stake holders have been incorporated during preparation & finalization of SLIP. Stakeholders Consultative Meeting was held under the Chairmanship of the Hon'ble Minister of State, Urban Development & Poverty Alleviation Department on the 15th September, 2015. A Handholding Session/workshop was organized by Urban Development & Poverty Alleviation Department, Government of Mizoram in collaboration with the Ministry of Urban Development, Government of India on the 1st October, 2015.

Important steps which have been considered while preparation of SAAP are mentioned below:

A. Principles of Prioritization

The states has prioritize and recommend projects for selection under AMRUT (AMRUT Guidelines; para 7). The State has identified projects based on gap analysis and financial strength of concerned departments and choose those area in the first year that have prospect in people's immediate needs and importance, in provision of water supply and sewerage. While prioritizing projects, universal coverage of water supply and sewerage has been given top priority.

- **Has consultation with local MPs/ MLAs, Mayors and Commissioners of the concerned ULBs been carried out prior to allocation of funding?**

Yes, it is done. Stakeholder consultation is a continuous process which will be continued during the implementation and monitoring of all projects throughout the mission period.

- **Has the potential Smart cities been given preference?**

Yes, capital city 'Aizawl' has been selected for preparation of smart city proposal under Smart City Mission and also the only selected city under AMRUT Mission as well. While preparing SAAP, the same has been kept in consideration and infrastructure gaps in Smart Cities have been taken on priority.

- **How many times projects are proposed in SAAP of the Central Assistance (CA) allocated to the State during 2015-16?**

State has proposed projects amounting 3 times of the Central Assistance allocated for the financial year 2015-16.

- **Has the allocation to different ULBs within State is consistent with the urban profile of the state?**

Yes. Allocation to the ULB within the state is made in consistent with the state.

B. Importance of O&M

For the success and sustainability of any projects the quality of O&M needs to be given high priority. Mizoram Government has been practicing the inclusion of O&M in any of its implemented projects, however, due to natural and manmade calamities such sustainability of projects has been known to be hampered. Similarly under AMRUT mission, all projects planned are being planned with five year O&M which will be reflected in the annual SAAP of Mizoram state respectively.

- **Has Projects being proposed in the SAAP includes O&M for at least five years?**

Yes, Projects proposed in the SAAP includes O&M for 5 years. State has decided to consider O&M of 5 years of every project as integral part of the original contract so that the agency/contractor that developed the assets shall be responsible for O&M of the same for 5 years period. The O&M cost shall be borne by the State & ULB through user charges. If there will be any gap in recovery of user charges, same shall be borne by the State through its own resources.

- **How O&M expenditures are propose to be funded by ULBs/ parastatal?**
O&M expenditures of the assets created are proposed to be funded through recovery of user charges, reduction in losses and other modes i.e. PPP etc. If there will be any gap, the same shall be borne by the State through its own resources.
- **Is it by way of levy of user charges or other revenue streams?**
Though the focus of the state Govt. and ULB is to recover the O&M expenditure through user charges, however in some cases the gap of O&M expenditure will be borne by the State through grant mechanism.
- **Has O&M cost been excluded from project cost for the purpose of funding?**
Yes, O&M cost has been calculated under project cost and excluded to calculate SAAP.
- **What kind of model been proposed by States/ULBs to fund the O&M? Please discuss?**
State has proposed to recover O&M by ULBs through imposing user charges. The gap if still remains, shall be filled through ULBs fund/State support.
- **Is it through an appropriate cost recovery mechanism in order to make them self-reliant and cost-effective? How?**
State has proposed to recover O&M by ULBs through imposing user charges. However the gap if still remains, shall be filled through ULBs fund/State support.

C. Financing of Projects

Financing is an important element of the SAAP. Each state has been given the maximum share which will be given by the Central Government. (Para 5 of AMRUT Guidelines). The State has planned for the remaining resource generation at the time of preparation of the SAAP. The financial share of cities will vary across ULBs. Information responding to the following questions regarding financing of the projects proposed under AMRUT, in words has been indicated below:

- **How the residual financing (over and above Central Government share) is shared between the States, ULBs?**
As per the mission guidelines Govt. of India is providing 50% assistance for the mission cities having population upto 10 lakhs and 1/3 assistance for mission cities having population above 10 lakhs. Government of Mizoram will contribute 50% matching share from its own resources to the mission

- **Has any other sources identified by the State/ULB (e.g. PPP, market borrowing)? Please discuss.**

Yes, the Government is trying to identify some alternative sources such as: 14th Finance Commission, MP, MLA Funds, NERCCDIP-ADB Fund, World Bank etc.

- **What is the State contribution to the SAAP? (it should not be less than 20 percent of the total project cost, Para 7.4 of AMRUT Guidelines)**

State Nodal Department has prepared the SAAP based on the data provided by the stakeholders.

- **Whether complete project cost is linked with revenue sources in SAAP? How?**

Yes. It is attempted and SAAP has been prepared keeping this information accordingly.

- **Has projects been dovetailed with other sectoral and financial programme of the Centre and State Governments?**

Yes, all possible dovetailing/convergence of ongoing/sanctioned projects under Smart City, Swachh Bharat Mission funded, NERCCDIP-ADB Funded projects of Tranche 1, 2, & 3, have been given due consideration during preparation of the SLIPs

- **Has States/UTs explored the possibility of using Public Private Partnerships (PPP), as a preferred execution model? Please discuss.**

PPP is seriously under consideration and shall be detailed out during DPR preparation. All the assets created will be under Operation and maintenance of 5 years period for which provision will be kept in the bidding document. The work shall be awarded to the lowest bidder who will have to be maintained and operate the created asset, for which O&M charges shall be borne by the ULB.

- **Are PPP options included appropriate Service Level Agreements (SLAs) which may lead to the People Public Private Partnership (PPPP) model? How?**

PPP is seriously under consideration and shall be detailed out during DPR preparation. The DPR focus will not be only asset creation but also on the actual service delivery. Performance based output and payment shall be attempted with the objective of achieving desired service benchmark level.

ANNEXURE 2: STATE ANNUAL ACTION PLAN

State Annual Action Plan (SAAP)

ATAL MISSION FOR REJUVENATION AND URBAN TRANSPORT (AMRUT)

Name of State : MIZORAM

Time Period : 2015-16

This Report consists of :

Sl. No.	Content	Page No.
1	Abstract: Consolidated Requirement of State and Share of Stakeholder	
2	State Annual Action Plan (SAAP) derived from SLIP	
3	Plan of Action for Administrative and Office Expenses (A& OE)	
4	Plan of Action for Reform Implementation	

Report Submitted by:-

(DR.C.VANLALRAMSANGA)

Secretary

Urban Development & Poverty Alleviation
Department

& State Mission Director- AMRUT, Mizoram

Date:

7. ABSTRACT OF PROJECT FUND

Table 1.1: Breakup of MoUD Fund Allocation

Name of State : Mizoram

FY-2015-16 (in Crore)

Total Central funds to be allocated to State	Allocation of Central funds for A&OE (@ 8% of total given in column 1)	Allocation of funds for AMRUT (Central share)	Multiply col.3 by x3 for AMRUT on col.4 (project proposal to be three-times the annual allocation – CA)	Add equal (col.4) State/ ULB share	Total AMRUT annual size (cols. 2+4+5)
1	2	3	4	5	6
13.30	1.13	12.17	36.50	36.50	74.13

Table 1.2.1: Abstract-Sector Wise Proposed Total Project Fund and Sharing Pattern

Name of State – Mizoram

FY- 2015-16
(Amount in Crores)

Sl. No.	Sector	No of Projects	Centre	State	ULB	Convergence	Others	Total Amount
1	Water Supply	4	3.65	3.65		382.14		389.44
2	Septage Management & Bio digester	2	3.65	3.65		56.4		63.7
3	Development of Drains & Roadside drains	2	23.50	23.50				47.00
4	Urban Transport	2	4.77	4.77				9.54
5	Green Spaces and Parks	1	0.90	0.90				1.80
Grand Total		11	36.50	36.50		438.54	-	511.48

Table 1.2.2: Abstract-Break-up of Total Fund Sharing Pattern

Name of State – Mizoram

FY- 2015-16
(Amount in Crores)

Sl. No.	Sector	Centre	State			ULBs			Convergence	Others	Total
		Mission	14th FC	Others	Total	14th FC	Others	Total			
1	Water Supply	3.65	3.65	-	7.30	-	-	-	-	-	7.30
2	Septage Management & Bio digester	3.65	3.65	-	7.30	-	-	-	-	-	7.30
3	Drainage	23.5	23.50	-	47.00	-	-	-	-	-	47.00
4	Urban Transport	4.77	4.77	-	9.54	-	-	-	-	-	9.54
5	Green Parks & Spaces	0.90	0.90	-	1.80	-	-	-	-	-	1.80
	Grand Total	36.50	36.50	-	72.94	-	-	-	-	-	73.00
A.&O.E.											1.13
Total SAAP Size											74.13

Table 1.3: Abstract – Use of Funds on Projects: On Going and New

Name of State – Mizoram

FY- 2015-16
(Amount in Crores)

Sl. No	Sector	Total Project Investment	Committed Expenditure (if any) from previous year							Proposed Spending during Current Financial Year							Balance Carry Forward for Next Financial Years						
			Centre	State			ULB			Centre	State			ULB			Centre	State			ULB		
				14 th FC	Others	Total	14 th FC	Others	Total		14 th FC	Others	Total	14 th FC	Others	Total		14 th FC	Others	Total			
1	Water Supply	389.44	-	-	382.14	-	-	-	-	3.65	3.65	-	7.30	-	-	-	-	-	-	-	-	-	-
2	Septage Management & Biodigester	63.7	-	-	56.4	-	-	-	-	3.65	3.65	-	7.30	-	-	-	-	-	-	-	-	-	-
3	Drainage	47.00	-	-	-	-	-	-	-	23.5	23.5	-	47.00	-	-	-	-	-	-	-	-	-	-
4	Urban Transport	9.54	-	-	-	-	-	-	-	4.77	4.77	-	9.54	-	-	-	-	-	-	-	-	-	-
5	Parks	1.80	-	-	-	-	-	-	-	0.9	0.9	-	1.8	-	-	-	-	-	-	-	-	-	-
Grand Total		511.48	-	-	438.54	-	-	-	-	36.5	36.5	-	72.9	-	-	-	-	-	-	-	-	-	-

Table 1.4: Abstract-Plan for achieving Service Level Benchmarks

Name of State – Mizoram

Current Mission Period- 2015-20

Proposed Priority Projects	Total Project Cost	Indicator	Baseline	Annual Targets based on Master Plan (Increment from the Baseline Value)				
				FY 2016	FY 2017	FY 2018	FY 2019	FY 2020
Water Supply								
Water Supply Projects in Aizawl city	389.44	Household level coverage of direct water supply connections	72%	80%	85%	90%	95%	100%
		Per capita quantum of water supplied	70 lpcd	80 lpcd	85 lpcd	90 lpcd	95 lpcd	100 lpcd
		Quality of water supplied	100%	100%	100%	100%	100%	100%
Sewerage and Septage Management								
Septage Management and Bio Digester Projects in Aizawl city	63.7	Coverage of latrines (individual or community)	98%	99%	100%	-	-	-
		Coverage of sewerage network services	0	10%	30%	40%	50%	60% (40% will be covered by ADB projects)
		Efficiency of Collection of Sewerage	0%	10%	30%	40%	50%	60%
		Efficiency in treatment	0%	10%	30%	40%	50%	60%

Drainage									
Drainage Projects in Aizawl city	47	Coverage of storm water drainage network	65%	85%	85%	90%	95%	100% (this includes roadside drains & natural drains)	
Urban Transport									
Parking and footpaths	9.54	Service coverage of urban transport in the city	0.31						
		Availability of urban transport per 1000 population	0.58						
Others									
Development of Parks and Green Spaces in Aizawl City	1.8								

Table 3.1: SAAP – Master Plan of all projects to achieve universal coverage during the current Mission Period based on Table 2.1 (FYs2015-06 TO 2019-20)

Name of State – Mizoram

(Amount in Crores)

Sl. No.	Name of ULB (water supply & sewerage)	Total number of projects to achieve universal coverage	Estimated Cost	Number of years to achieve universal coverage
1	Water Supply	4(with convergence)	389.44	5
2	Septage Management & Bio digester	2 (with convergence)	63.7	5
3	Development of Drains & Roadside drains	2	47	5
4	Urban Transport	2	9.54	5
5	Green Spaces and Parks	1	1.8	5
	Grand Total	11	511.48	

Table 3.2: SAAP – Sector Wise Breakup of Consolidated Investments for all ULBs in the State

Name of the State: Mizoram

FY2015-16
(Amount in Crores.)

Name of City	Water supply	Septage Management & Bio-digestor	Drainage	Urban Transport	Parks	Reforms	Total
Aizawl	7.3	7.3	47.05	9.55	1.8		73
Total Project Investments							73
A&OE							1.13
Grand Total							74.13

Table 3.3: SAAP – ULB Wise Source of Funds for all Sectors

Name of the State: Mizoram

FY 2015-2016
(Amount in Rs.)

Name of City	Centre	State			ULB			Convergence	Others (e.g. incentive)	Total
		14 th FC	Others	Total	14 th FC	Others	Total			
AIZAWL	3.65	3.65	-	7.30	-	-	-	-	-	7.30
	3.65	3.65	-	7.30	-	-	-	-	-	7.30
	23.5	23.5	-	47.00	-	-	-	-	-	47.00
	4.77	4.77	-	9.54	-	-	-	-	-	9.54
	Green	0.9	-	1.8	-	-	-	-	-	1.8
	Grand Total	36.5	-	36.5	-	-	-	-	-	73

Table 3.4: SAAP – Year Wise Share of Investments for all Sectors

FY 2015-2016
(Amount in Rs.)

Name of city	Sector	Project Investment	Committed Expenditure (if any) from previous year							Proposed Spending during Current Financial Year							Balance Carry Forward for Next Financial Years						
			Centre	State			ULB			Centre	State			ULB			Centre	State			ULB		
				14 th FC	Others	Total	14 th FC	Others	Total		14 th FC	Others	Total	14 th FC	Others	Total		14 th FC	Others	Total	14 th FC	Others	Total
Aizawl	Water Supply	389.44	-	382.14		-	-	-	-	3.65	3.65	-	7.30	-	-	-	-	-	-	-	-	-	-
	Septage Management and Bio Digester	63.7	-	56.4		-	-	-	-	3.65	3.65	-	7.30	-	-	-	-	-	-	-	-	-	-
	Drainage	47.00	-	-		-	-	-	-	23.5	23.5	-	47.00	-	-	-	-	-	-	-	-	-	-
	Urban Transport	9.54	-	-		-	-	-	-	4.77	4.77	-	9.54	-	-	-	-	-	-	-	-	-	-
	Parks	1.80	-	-		-	-	-	-	0.9	0.9	-	1.8	-	-	-	-	-	-	-	-	-	-
	Grand Total	511.48	-	440.49		-	-	-	-	36.5	36.5	-	72.9	-	-	-	-	-	-	-	-	-	-

Table 3.5: SAAP- – State level Plan for Achieving Service Level Benchmarks

Name of State – Mizoram

Current Mission Period- 2015-20

Proposed Priority Projects	Total Project Cost	Indicator	Baseline	Annual Targets based on Master Plan (Increment from the Baseline Value)				
				FY 2016	FY 2017	FY 2018	FY 2019	FY 2020
Water Supply								
Water Supply Projects in Aizawl city	389.44	Household level coverage of direct water supply connections	72%	80%	85%	90%	95%	100%
		Per capita quantum of water supplied	70 lpcd	80 lpcd	85 lpcd	90 lpcd	95 lpcd	100 lpcd
		Quality of water supplied	100%	100%	100%	100%	100%	100%
Sewerage and Septage Management								
Septage Management and Bio digester Projects in Aizawl city	63.7	Coverage of latrines (individual or community)	98%	99%	100%	-	-	-
		Coverage of sewerage network services	0	10%	30%	40%	50%	60% (40% will be covered by ADB projects)
		Efficiency of Collection of Sewerage	0%	10%	30%	40%	50%	60%
		Efficiency in treatment	0%	10%	30%	40%	50%	60%

Drainage								
Drainage Projects in Aizawl city	47	Coverage of storm water drainage network	65%	85%	85%	90%	95%	100% (this includes roadside drains & natural drains)
Urban Transport								
Parking and footpaths	9.54	Service coverage of urban transport in the city	0.31					
		Availability of urban transport per 1000 population	0.58					
Others								
Development of Parks and Green Spaces in Aizawl City	1.8							

4. Plan of Action for Administrative and Other Expenses (A& OE)

Table 4: SAAP – Broad Proposed Allocations for Administrative and Other Expenses

(Amount in Rs.)

Sl. No	Items proposed for A & OE	Total Allocation	Committed Expenditure from previous Year (if any)	Proposed spending for Current Financial year	Balance to Carry Forward			
					FY 2017	FY 2018	FY 2019	FY 2020
1	Preparation of SLIP & SAAP			0.05				
2	PDMC			0.10				
3	Procuring Third Party Independent Review and Monitoring Agency			0.05				
4	Publications (e-newsletter, guidelines, brochures etc.)			0.01				
5	Capacity Building & Training _ CCBP, if applicable - Others			0.90				
6	Reform implementation			0.01				
7	Others			0.01				
Total				1.13				

5. Plan of Action for Reform Implementation

Table No.	Content
5.1	Reform Type, Steps and Target for AMRUT Cities FY 2015-16
5.2	Reform Type, Steps and Target for AMRUT Cities FY 2016-17
5.3	Reform Type, Steps and Target for AMRUT Cities FY 2017-18
5.4	Reform Type, Steps and Target for AMRUT Cities FY 2019-20
5.5	Self- Evaluation for Reporting Progress on Reform Implementation

Table 5.1: SAAP - Reforms Type, Steps and Target for AMRUT Cities FY-2015-2016

Sl. No	Type	Steps	Implementation Timeline	Target to be set by states in SAAP		
				April to Sep, 2015	Oct, 2015 to Mar, 2016	Remarks
1	E-Governance	Digital ULBs				Aizawl Municipal Council has its own website and published e-newsletter in the website. To be accomplished within prescribed timeline.
		1. Creation of ULB website.	6 months	Yes		
		2. Publication of e-newsletter, Digital India Initiatives.	6 months	Yes		
		3. Support Digital India (ducting to be done on PPP mode or by the ULB itself).	6 months		Yes	
2	Constitution and professionalization of municipal cadre	1. Policy for engagement of interns in ULBs and implementation.	12 months		Yes	Partially achieved and to be fully achieved within prescribed timeline
3	Augmenting double entry accounting	1. Complete migration to double entry accounting system and obtaining an audit certificate to the effect from FY 2012-13 onwards. 2. Publication of annual financial statement on website.	12 months Every year	Yes		Aizawl Municipal Council migrated to double entry accounting system and can be obtained an audit certificate from FY 2012-13 onwards. The AMC published annual financial statement on their website annually.
				Yes		

4	Urban Planning and City Development Plans	1. Preparation of Service Level Improvement Plans (SLIP), State Annual Action Plans (SAAP).	6 months	Yes	Yes	SLIP & Tentative SAAP prepared.
		2. Make action plan to progressively increase Green cover in cities to 15% in 5 years.	6 months		Yes	An action plan will be prepared within prescribed timeline.
		3. Develop at least one children park every year in the AMRUT cities.	Every year		Yes	Provision made in SLIP.
		4. Establish a system for maintaining of parks, playground and recreational areas relying on People Public Private Partnership (PPPP) model.	12 months			To be established.
5	Devolution of funds and functions	1. Ensure transfer of 14 th FC devolution to ULBs.	6 months	Yes		Already accomplished.
		2. Appointment of State Finance Commission (SFC) and making decisions.	12 months	Yes	Yes	Already accomplished.
		3. Transfer of all 18 function to ULBs.	12 months			Partially achieved and will be completed within prescribed timeline.
6	Review of Building by-laws	1. Revision of building bye laws periodically.	12 months		Yes	To be accomplished.
		2. Create single window clearance for all approvals to give building permissions.	12 months		Yes	To be accomplished.
7(a)	Municipal tax and fees improvement	1. At least 90% coverage. 2. At least 90% collection. 3. Make a policy to, periodically revise property tax, levy charges and other fees.	12 months		Yes Yes Yes	To be accomplished. To be accomplished. To be accomplished.

		<ol style="list-style-type: none"> 4. Post Demand Collection Book (DCB) of tax details on the website. 5. Achieve full potential of advertisement revenue by making a policy for destination specific potential having dynamic pricing module. 			Yes	To be accomplished.
					Yes	To be accomplished.
7(b)	Improvement in levy and collection of user charges	<ol style="list-style-type: none"> 1. Adopt a policy on user charges for individual and institutional assessments in which a differential rate is charged for water use and adequate safeguards are included to take care of the interests of the vulnerable. 2. Make action plan to reduce water losses to less than 20% and publish on the website. 3. Separate accounts for user charges. 4. At least 90% billing. 5. At least 90% collection. 	12 months		Yes	To be accomplished within prescribed timeline by PHE Department.
					Yes	
					Yes	
					Yes	
8	Energy and Water audit	<ol style="list-style-type: none"> 1. Energy (Street lights) and Water Audit (including non-revenue water or losses audit). 2. Making STPs and WTPs energy efficient. 3. Optimize energy consumption in street lights by using energy efficient lights and increasing reliance on renewable energy. 	12 months		Yes	To be accomplished
					Yes	To be accomplished
					Yes	To be accomplished

Table 5.2: SAAP - Reforms Type, Steps and Target for AMRUT Cities FY-2016-2017

Sl. No	Type	Steps	Implementation Timeline	Target to be set by states in SAAP				Remarks
				April to Sep, 2015	Oct, 2015 to Mar, 2016	April to Sep, 2016	Oct, 2016 to Mar, 2017	
1	E-Governance	1. Coverage with E-MAAS (from the date of hosting the software) <ul style="list-style-type: none"> • Registration of Birth, Death and Marriage, • Water & Sewerage Charges, • Grievance Redressal, • Property Tax, • Advertisement tax, • Issuance of Licenses, • Building Permissions, • Mutations, • Payroll, • Pension and e-procurement. 	24 months				Yes	To be accomplished
2	Constitution and professionalization of municipal cadre	1. Establishment of municipal cadre. 2. Cadre linked training.	24 months			Yes	Yes	To be accomplished To be accomplished

3	Augmenting double entry accounting	1. Appointment of internal auditor.	24 months			Yes	To be accomplished
4	Urban Planning and City Development Plans	1. Make a State Level policy for implementing the parameters given in the National Mission for Sustainable Habitat.	24 months			Yes	To be accomplished
5	Devolution of funds and functions	1. Implementation of SFC recommendations within timeline.	24 months			Yes	To be accomplished
6	Review of Building by-laws	1. State to formulate a policy and action plan for having a solar roof top in all buildings having an area greater than 500 square meters and all public buildings.	24 months			Yes	To be accomplished
		2. State to formulate a policy and action plan for having Rainwater harvesting structures in all commercial, public buildings and new buildings on plots of 300 sq. meters and above.	24 months			Yes	To be accomplished.
7	Set-up financial intermediary at state level	1. Establish and operationalize financial intermediary- pool finance, access external funds, float municipal bonds.	24 months			Yes	To be accomplished.

8	Credit Rating	1. Complete the credit ratings of the ULBs.	24 months				Yes	To be accomplished.
9	Energy and Water audit	1. Give incentives for green buildings (e.g. rebate in property tax or charges connected to building permission/development charges).	24 months				Yes	To be accomplished.

Table 5.3: SAAP - Reforms Type, Steps and Target for AMRUT Cities FY-2017-2018

Sl. No	Type	Steps	Implementation Timeline	Target to be set by states in SAAP						Remarks
				April to Sep, 2015	Oct, 2015 to Mar, 2016	April to Sep, 2016	Oct, 2016 to Mar, 2017	April to Sep, 2017	Oct, 2017 to Mar, 2018	
1	E-Governance	1. Personnel Staff management. 2. Project management.	36 months					Yes		To be accomplished.
2	Urban Planning and City Development Plans	1. Establish Urban Development Authorities.	36 months					Yes		To be accomplished.

3	Swachh Bharat Mission	<ol style="list-style-type: none"> 1. Elimination of open defecation. 2. Waste Collection (100%), 3. Transportation of Waste (100%). 4. Scientific Disposal (100%). 5. The State will prepare a Policy for Right-sizing the number of municipal functionaries depending on, say, population of the ULB, generation of internal resources and expenditure on salaries. 	36 months	Yes									<p>To be accomplished.</p> <p>Yes To be accomplished.</p> <p>Yes To be accomplished.</p> <p>Yes To be accomplished.</p> <p>Yes To be accomplished.</p>
---	-----------------------	--	-----------	-----	--	--	--	--	--	--	--	--	--

Table 5.4: SAAP - Reforms Type, Steps and Target for AMRUT Cities FY 2018-2019

Sl.No	Type	Steps	Imple- mentation Timeline	Target to be set by states in SAAP								Remarks		
				April to Sep, 2015	Oct, 2015 to Mar, 2016	April to Sep, 2016	Oct, 2016 to Mar, 2017	April to Sep, 2017	Oct, 2017 to Mar, 2018	April to Sep, 2018	Oct, 2018 to Mar, 2019			
1	Urban Planning and City Development Plans	1. Preparation of Master Plan using GIS.	48 months					Yes						To be accomplished within prescribed timeline.

Table 7.1: SAAP - ULB level Individual Capacity Development Plan (State level Plan)

Name of State – Mizoram

FY- 2015-16

Form 7.1.1 - Physical

Sl. No	Name of the Department/ Position	Total no. of functionaries (officials/elected representatives) identified at start of Mission (2015)	Numbers trained during last FY(s)	No. to be trained during the current FY	Name(s) of Training Institute for training during the current FY	Cumulative numbers trained after completion of current FY 2015-16
1	Elected Representatives	19	6	5	ATI, Government of Mizoram/ NIUA, Delhi, IIPA, Delhi & any other competent institutions identified by MoUD.	5
2	Finance Department	7	2	2		2
3	Engineering Department	11	-	1		1
4	Town Planning Department	44	4	4		4
5	Administration Department	84	2	5		5
	Total	165	14	17		17

Form 7.1.2 Financial

Name of ULB

FY 2015-2016

Sl. No	Name of the Department	Cumulative funds released upto current FY	Total expenditure upto current FY	Unspent funds available from earlier release	Funds required for the current FY to train the number given in Form 7.1.1 (in Crore)
1	Elected Representatives				0.03
2	Finance Department				0.01
3	Engineering Department				0.03
4	Town Planning Department				0.01
5	Administrative Department				0.02
Total					0.10

Table 7.2 Annual Action Plan for Capacity Building

Name of State: Mizoram

Number of Mission Cities in AMRUT: One (Aizawl City)

FY _____

Form 7.2.1 Fund requirement for Individual Capacity Building at ULB Level

Sl. No	Name of the ULB	Total numbers to be trained in the current FY department wise						Name of the training institution(s) identified	Number of training programmes to be conducted	Funds required in current FY (in Crore)
		Elected Representative	Finance Dept.	Engineering Dept.	Town Planning Dept.	Administration Dept.	Total			
1	Aizawl Municipal Council							ATI, Government of Mizoram/ NIUA, Delhi, IIPA, Delhi & any other competent institutions identified by MoUD.		0.10
	Total									0.10

Form 7.2.2 Fund requirement for State level activities

Sl. No	State level activity	Cumulative funds released up to current FY	Total expenditure up to current FY	Unspent funds available from earlier releases	Funds required for the current FY (in Crore)
1	RPMC				0.40
2	UMC				0.13
3	Others (e.g. workshops, seminars, etc.), which are approved by NIUA				0.15
4	Institutional				0.12
	Total				0.80

Form 7.2.3 Total fund requirement for Capacity Building (in Crore)

Sl. No	Funds requirements	Individual	Institutional	RPMC & UMC	Others	Total
1	Total release since start of Mission (2015)					
2	Total utilized – Centre Share					
3	Balance available – Centre share					
4	Amount required – Centre share					
5	Total funds required for capacity building in current FY	0.15	0.12	0.53	0.10	0.90

Form 7.2.4 Details of Institutional Capacity Building

- a. Is the State willing to revise their town planning laws and rules to include land policy?

Reply: It is under active consideration under the State Government.

- b. List of ULBs willing to have a credit rating done as the first step to issue bonds?

Reply: Mizoram has one ULB – Yes, ULB is willing provided they have a good support and man-power.

- c. Is the State willing to integrate all work done in GIS in order to make GIS useful for decision-making in ULBs?

Reply: Yes, the State is willing to integrate all work done in GIS.

- d. Is the State willing to take assistance for using land as a fiscal tool in ULBs?

Reply: Yes, the State Government is willing.

- e. Does the State require assistance to professionalize the municipal cadre?

Reply: Yes the State requires assistance to professionalize the municipal cadre.

- f. Does the State require assistance to reduce non-revenue water in ULBs?

Reply: Yes the State requires assistance to reduce non-revenue water in ULB.

- g. Does the State require assistance to improve property tax assessment and collections in ULBs?

Reply: Yes, the State requires assistance to improve tax assessment and collections in ULB.

- h. Does the State require assistance to establish a financial intermediary?

Reply: Yes, assistance in framework needed